

INTERSCHOLASTIC ATHLETIC OPPORTUNITIES DISCLOSURE FORM 16.4

2015 - 2016 School Year

Page 1 - Section 1: General Information

Ver 16.4

LEA & School Information

LEA Name:	Bethlehem Area SD
LEA Address:	1516 Sycamore St Bethlehem, PA 18017
LEA AUN:	120481002
School Name:	Broughal MS
School Address:	114 West Morton Street Bethlehem, PA 18015
School Number:	3464

School Enrollment Data

		Grade	Boys	Girls	Total
		7th	111	85	196
		8th	94	81	175
		9th	0	0	0
		10th	0	0	0
		11th	0	0	0
		12th	0	0	0
		Total	205	166	371

Contact Information

Name of LEAs Title IX Compliance Officer:	Russell Giordano		
Telephone Number:	610-861-0500	Extension:	60226
Email Address:	rgiordano@basdschools.org		
Name of Individual Completing This Form:	Stacy Gober		
Telephone Number:	610-861-0500	Extension:	60202
Email Address:	sgober@basdschools.org		

Interscholastic Team Sponsorship

Does This School Sponsor Any Interscholastic Athletic Teams? (Yes or No)	Yes
---	------------



If Your Answer To The Above Question Is No, **Stop!**
 If You Have Athletes Playing For Another School, Please Explain On Page 4.
 Otherwise, You Do Not Need To Complete The Remainder Of The Survey For This School.
 Please Submit Per The Instructions Provided.

INTERSCHOLASTIC ATHLETIC OPPORTUNITIES DISCLOSURE FORM 16.4

2015 - 2016 School Year

School: Broughal MS - 3464

Page 2 - Section 1: Team Information

LEA: Bethlehem Area SD - 120481002

TEAM MEMBERSHIP														COACHES & TRAINERS																	
Sport	Boys/Girls	Level	Total Number of Participants (As Of The Day Of The First Scheduled Team Competition)			Season(s) Team Competes			Team History (Format =YYYY, e.g. 1955)				Total Number of Competitions Scheduled Per Season				Total Number of Competitions Played Per Season				NUMBER OF COACHES PER TEAM				PERCENTAGE OF TIME SPENT BY EACH ATHLETIC TRAINER WITH EACH TEAM						
			Boys	Girls	TOTAL	F	W	S	Year Established ¹	Year of Demotion	Year of Elimination	Year of Reinstatement	F	W	S	Total	F	W	S	Total	Head		Assistant		Trainer 1	Trainer 2	Trainer 3	Trainer 4			
																					Full Time	Part Time	Full Time	Part Time							
Baseball	Boys	Varsity			0									0					0								0.00%	0.00%	0.00%	0.00%	
Basketball	Boys	Varsity			0									0					0									0.00%	0.00%	0.00%	0.00%
Bowling	Boys	Varsity			0									0					0									0.00%	0.00%	0.00%	0.00%
Cross Country	Boys	Varsity			0									0					0									0.00%	0.00%	0.00%	0.00%
Football	Boys	Varsity			0									0					0									0.00%	0.00%	0.00%	0.00%
Golf	Boys	Varsity			0									0					0									0.00%	0.00%	0.00%	0.00%
Lacrosse	Boys	Varsity			0									0					0									0.00%	0.00%	0.00%	0.00%
Rifle	Boys	Varsity			0									0					0									0.00%	0.00%	0.00%	0.00%
Soccer	Boys	Varsity			0									0					0									0.00%	0.00%	0.00%	0.00%
Swimming and Diving	Boys	Varsity			0									0					0									0.00%	0.00%	0.00%	0.00%
Tennis	Boys	Varsity			0									0					0									0.00%	0.00%	0.00%	0.00%
Track & Field (Indoor)	Boys	Varsity			0									0					0									0.00%	0.00%	0.00%	0.00%
Track & Field (Outdoor)	Boys	Varsity			0									0					0									0.00%	0.00%	0.00%	0.00%
Volleyball	Boys	Varsity			0									0					0									0.00%	0.00%	0.00%	0.00%
Water Polo	Boys	Varsity			0									0					0									0.00%	0.00%	0.00%	0.00%
Wrestling	Boys	Varsity			0									0					0									0.00%	0.00%	0.00%	0.00%
Baseball	Boys	Jr Varsity			0									0					0									0.00%	0.00%	0.00%	0.00%
Basketball	Boys	Jr Varsity			0									0					0									0.00%	0.00%	0.00%	0.00%
Bowling	Boys	Jr Varsity			0									0					0									0.00%	0.00%	0.00%	0.00%
Cross Country	Boys	Jr Varsity			0									0					0									0.00%	0.00%	0.00%	0.00%
Football	Boys	Jr Varsity			0									0					0									0.00%	0.00%	0.00%	0.00%
Golf	Boys	Jr Varsity			0									0					0									0.00%	0.00%	0.00%	0.00%
Lacrosse	Boys	Jr Varsity			0									0					0									0.00%	0.00%	0.00%	0.00%
Rifle	Boys	Jr Varsity			0									0					0									0.00%	0.00%	0.00%	0.00%
Soccer	Boys	Jr Varsity			0									0					0									0.00%	0.00%	0.00%	0.00%
Swimming and Diving	Boys	Jr Varsity			0									0					0									0.00%	0.00%	0.00%	0.00%
Tennis	Boys	Jr Varsity			0									0					0									0.00%	0.00%	0.00%	0.00%
Track & Field (Indoor)	Boys	Jr Varsity			0									0					0									0.00%	0.00%	0.00%	0.00%
Track & Field (Outdoor)	Boys	Jr Varsity			0									0					0									0.00%	0.00%	0.00%	0.00%
Volleyball	Boys	Jr Varsity			0									0					0									0.00%	0.00%	0.00%	0.00%
Water Polo	Boys	Jr Varsity			0									0					0									0.00%	0.00%	0.00%	0.00%
Wrestling	Boys	Jr Varsity			0									0					0									0.00%	0.00%	0.00%	0.00%
Baseball	Boys	Freshman			0									0					0									0.00%	0.00%	0.00%	0.00%
Basketball	Boys	Freshman			0									0					0									0.00%	0.00%	0.00%	0.00%
Bowling	Boys	Freshman			0									0					0									0.00%	0.00%	0.00%	0.00%
Cross Country	Boys	Freshman			0									0					0									0.00%	0.00%	0.00%	0.00%
Football	Boys	Freshman			0									0					0									0.00%	0.00%	0.00%	0.00%
Golf	Boys	Freshman			0									0					0									0.00%	0.00%	0.00%	0.00%

INTERSCHOLASTIC ATHLETIC OPPORTUNITIES DISCLOSURE FORM 16.4

2015 - 2016 School Year

School: Broughal MS - 3464

Page 2 - Section 1: Team Information

LEA: Bethlehem Area SD - 120481002

TEAM MEMBERSHIP														COACHES & TRAINERS														
Sport	Boys/Girls	Level	Total Number of Participants (As Of The Day Of The First Scheduled Team Competition)			Season(s) Team Competes			Team History (Format =YYYY, e.g. 1955)				Total Number of Competitions Scheduled Per Season				Total Number of Competitions Played Per Season				NUMBER OF COACHES PER TEAM				PERCENTAGE OF TIME SPENT BY EACH ATHLETIC TRAINER WITH EACH TEAM			
			Boys	Girls	TOTAL	F	W	S	Year Established ¹	Year of Demotion	Year of Elimination	Year of Reinstatement	F	W	S	Total	F	W	S	Total	Head		Assistant		Trainer 1	Trainer 2	Trainer 3	Trainer 4
																					Full Time	Part Time	Full Time	Part Time				
Lacrosse	Boys	Freshman			0									0					0					0.00%	0.00%	0.00%	0.00%	
Rifle	Boys	Freshman			0									0					0					0.00%	0.00%	0.00%	0.00%	
Soccer	Boys	Freshman			0									0					0					0.00%	0.00%	0.00%	0.00%	
Swimming and Diving	Boys	Freshman			0									0					0					0.00%	0.00%	0.00%	0.00%	
Tennis	Boys	Freshman			0									0					0					0.00%	0.00%	0.00%	0.00%	
Track & Field (Indoor)	Boys	Freshman			0									0					0					0.00%	0.00%	0.00%	0.00%	
Track & Field (Outdoor)	Boys	Freshman			0									0					0					0.00%	0.00%	0.00%	0.00%	
Volleyball	Boys	Freshman			0									0					0					0.00%	0.00%	0.00%	0.00%	
Water Polo	Boys	Freshman			0									0					0					0.00%	0.00%	0.00%	0.00%	
Wrestling	Boys	Freshman			0									0					0					0.00%	0.00%	0.00%	0.00%	
Baseball	Boys	8th Grade			0									0					0					0.00%	0.00%	0.00%	0.00%	
Basketball	Boys	8th Grade	12		12		Yes		1983					16				16				1		1	0.00%	0.00%	0.00%	0.00%
Bowling	Boys	8th Grade			0									0					0					0.00%	0.00%	0.00%	0.00%	
Cross Country	Boys	8th Grade	4		4	Yes			1983				8			8	8		8			1		1	0.00%	0.00%	0.00%	0.00%
Football	Boys	8th Grade	21		21	Yes			1983				8			8	8		8			1		1	0.00%	0.00%	0.00%	0.00%
Golf	Boys	8th Grade			0									0					0					0.00%	0.00%	0.00%	0.00%	
Lacrosse	Boys	8th Grade			0									0					0					0.00%	0.00%	0.00%	0.00%	
Rifle	Boys	8th Grade			0									0					0					0.00%	0.00%	0.00%	0.00%	
Soccer	Boys	8th Grade	13		13			Yes	1983						16			16	16			1		1	0.00%	0.00%	0.00%	0.00%
Swimming and Diving	Boys	8th Grade			0									0					0					0.00%	0.00%	0.00%	0.00%	
Tennis	Boys	8th Grade			0									0					0					0.00%	0.00%	0.00%	0.00%	
Track & Field (Indoor)	Boys	8th Grade			0									0					0					0.00%	0.00%	0.00%	0.00%	
Track & Field (Outdoor)	Boys	8th Grade			0									0					0					0.00%	0.00%	0.00%	0.00%	
Volleyball	Boys	8th Grade			0									0					0					0.00%	0.00%	0.00%	0.00%	
Water Polo	Boys	8th Grade			0									0					0					0.00%	0.00%	0.00%	0.00%	
Wrestling	Boys	8th Grade			0									0					0					0.00%	0.00%	0.00%	0.00%	

INTERSCHOLASTIC ATHLETIC OPPORTUNITIES DISCLOSURE FORM 16.4

2015 - 2016 School Year

School: Broughal MS - 3464

Page 2 - Section 1: Team Information

LEA: Bethlehem Area SD - 120481002

TEAM MEMBERSHIP														COACHES & TRAINERS															
Sport	Boys/Girls	Level	Total Number of Participants (As Of The Day Of The First Scheduled Team Competition)			Season(s) Team Competes			Team History (Format =YYYY, e.g. 1955)				Total Number of Competitions Scheduled Per Season				Total Number of Competitions Played Per Season				NUMBER OF COACHES PER TEAM				PERCENTAGE OF TIME SPENT BY EACH ATHLETIC TRAINER WITH EACH TEAM				
			Boys	Girls	TOTAL	F	W	S	Year Established ¹	Year of Demotion	Year of Elimination	Year of Reinstatement	F	W	S	Total	F	W	S	Total	Head		Assistant		Trainer 1	Trainer 2	Trainer 3	Trainer 4	
																					Full Time	Part Time	Full Time	Part Time					
Baseball	Boys	7th Grade			0									0					0						0.00%	0.00%	0.00%	0.00%	
Basketball	Boys	7th Grade	11		11		Yes		1983					16					16							0.00%	0.00%	0.00%	0.00%
Bowling	Boys	7th Grade			0									0					0							0.00%	0.00%	0.00%	0.00%
Cross Country	Boys	7th Grade	4		4	Yes			1983					8					8							0.00%	0.00%	0.00%	0.00%
Football	Boys	7th Grade	17		17	Yes			1983					8					8							0.00%	0.00%	0.00%	0.00%
Golf	Boys	7th Grade			0									0					0							0.00%	0.00%	0.00%	0.00%
Lacrosse	Boys	7th Grade			0									0					0							0.00%	0.00%	0.00%	0.00%
Rifle	Boys	7th Grade			0									0					0							0.00%	0.00%	0.00%	0.00%
Soccer	Boys	7th Grade	14		14			Yes	1983								16		16							0.00%	0.00%	0.00%	0.00%
Swimming and Diving	Boys	7th Grade			0									0					0							0.00%	0.00%	0.00%	0.00%
Tennis	Boys	7th Grade			0									0					0							0.00%	0.00%	0.00%	0.00%
Track & Field (Indoor)	Boys	7th Grade			0									0					0							0.00%	0.00%	0.00%	0.00%
Track & Field (Outdoor)	Boys	7th Grade			0									0					0							0.00%	0.00%	0.00%	0.00%
Volleyball	Boys	7th Grade			0									0					0							0.00%	0.00%	0.00%	0.00%
Water Polo	Boys	7th Grade			0									0					0							0.00%	0.00%	0.00%	0.00%
Wrestling	Boys	7th Grade			0									0					0							0.00%	0.00%	0.00%	0.00%
Basketball	Girls	Varsity			0									0					0							0.00%	0.00%	0.00%	0.00%
Bowling	Girls	Varsity			0									0					0							0.00%	0.00%	0.00%	0.00%
Competitive Spirit	Girls	Varsity			0									0					0							0.00%	0.00%	0.00%	0.00%
Cross Country	Girls	Varsity			0									0					0							0.00%	0.00%	0.00%	0.00%
Field Hockey	Girls	Varsity			0									0					0							0.00%	0.00%	0.00%	0.00%
Golf	Girls	Varsity			0									0					0							0.00%	0.00%	0.00%	0.00%
Gymnastics	Girls	Varsity			0									0					0							0.00%	0.00%	0.00%	0.00%
Lacrosse	Girls	Varsity			0									0					0							0.00%	0.00%	0.00%	0.00%
Rifle	Girls	Varsity			0									0					0							0.00%	0.00%	0.00%	0.00%
Soccer	Girls	Varsity			0									0					0							0.00%	0.00%	0.00%	0.00%
Softball, Fast Pitch	Girls	Varsity			0									0					0							0.00%	0.00%	0.00%	0.00%
Swimming and Diving	Girls	Varsity			0									0					0							0.00%	0.00%	0.00%	0.00%
Tennis	Girls	Varsity			0									0					0							0.00%	0.00%	0.00%	0.00%
Track & Field (Indoor)	Girls	Varsity			0									0					0							0.00%	0.00%	0.00%	0.00%
Track & Field (Outdoor)	Girls	Varsity			0									0					0							0.00%	0.00%	0.00%	0.00%
Volleyball	Girls	Varsity			0									0					0							0.00%	0.00%	0.00%	0.00%

INTERSCHOLASTIC ATHLETIC OPPORTUNITIES DISCLOSURE FORM 16.4

2015 - 2016 School Year

School: Broughal MS - 3464

Page 2 - Section 1: Team Information

LEA: Bethlehem Area SD - 120481002

TEAM MEMBERSHIP														COACHES & TRAINERS																	
Sport	Boys/Girls	Level	Total Number of Participants (As Of The Day Of The First Scheduled Team Competition)			Season(s) Team Competes			Team History (Format =YYYY, e.g. 1955)				Total Number of Competitions Scheduled Per Season				Total Number of Competitions Played Per Season				NUMBER OF COACHES PER TEAM				PERCENTAGE OF TIME SPENT BY EACH ATHLETIC TRAINER WITH EACH TEAM						
			Boys	Girls	TOTAL	F	W	S	Year Established ¹	Year of Demotion	Year of Elimination	Year of Reinstatement	F	W	S	Total	F	W	S	Total	Head		Assistant		Trainer 1	Trainer 2	Trainer 3	Trainer 4			
																					Full Time	Part Time	Full Time	Part Time							
Water Polo	Girls	Varsity			0									0					0								0.00%	0.00%	0.00%	0.00%	
Basketball	Girls	Jr Varsity			0									0					0									0.00%	0.00%	0.00%	0.00%
Bowling	Girls	Jr Varsity			0									0					0									0.00%	0.00%	0.00%	0.00%
Competitive Spirit	Girls	Jr Varsity			0									0					0									0.00%	0.00%	0.00%	0.00%
Cross Country	Girls	Jr Varsity			0									0					0									0.00%	0.00%	0.00%	0.00%
Field Hockey	Girls	Jr Varsity			0									0					0									0.00%	0.00%	0.00%	0.00%
Golf	Girls	Jr Varsity			0									0					0									0.00%	0.00%	0.00%	0.00%
Gymnastics	Girls	Jr Varsity			0									0					0									0.00%	0.00%	0.00%	0.00%
Lacrosse	Girls	Jr Varsity			0									0					0									0.00%	0.00%	0.00%	0.00%
Rifle	Girls	Jr Varsity			0									0					0									0.00%	0.00%	0.00%	0.00%
Soccer	Girls	Jr Varsity			0									0					0									0.00%	0.00%	0.00%	0.00%
Softball, Fast Pitch	Girls	Jr Varsity			0									0					0									0.00%	0.00%	0.00%	0.00%
Swimming and Diving	Girls	Jr Varsity			0									0					0									0.00%	0.00%	0.00%	0.00%
Tennis	Girls	Jr Varsity			0									0					0									0.00%	0.00%	0.00%	0.00%
Track & Field (Indoor)	Girls	Jr Varsity			0									0					0									0.00%	0.00%	0.00%	0.00%
Track & Field (Outdoor)	Girls	Jr Varsity			0									0					0									0.00%	0.00%	0.00%	0.00%
Volleyball	Girls	Jr Varsity			0									0					0									0.00%	0.00%	0.00%	0.00%
Water Polo	Girls	Jr Varsity			0									0					0									0.00%	0.00%	0.00%	0.00%
Basketball	Girls	Freshman			0									0					0									0.00%	0.00%	0.00%	0.00%
Bowling	Girls	Freshman			0									0					0									0.00%	0.00%	0.00%	0.00%
Competitive Spirit	Girls	Freshman			0									0					0									0.00%	0.00%	0.00%	0.00%
Cross Country	Girls	Freshman			0									0					0									0.00%	0.00%	0.00%	0.00%
Field Hockey	Girls	Freshman			0									0					0									0.00%	0.00%	0.00%	0.00%
Golf	Girls	Freshman			0									0					0									0.00%	0.00%	0.00%	0.00%
Gymnastics	Girls	Freshman			0									0					0									0.00%	0.00%	0.00%	0.00%
Lacrosse	Girls	Freshman			0									0					0									0.00%	0.00%	0.00%	0.00%
Rifle	Girls	Freshman			0									0					0									0.00%	0.00%	0.00%	0.00%
Soccer	Girls	Freshman			0									0					0									0.00%	0.00%	0.00%	0.00%
Softball, Fast Pitch	Girls	Freshman			0									0					0									0.00%	0.00%	0.00%	0.00%
Swimming and Diving	Girls	Freshman			0									0					0									0.00%	0.00%	0.00%	0.00%
Tennis	Girls	Freshman			0									0					0									0.00%	0.00%	0.00%	0.00%
Track & Field (Indoor)	Girls	Freshman			0									0					0									0.00%	0.00%	0.00%	0.00%

INTERSCHOLASTIC ATHLETIC OPPORTUNITIES DISCLOSURE FORM 16.4

2015 - 2016 School Year

School: Broughal MS - 3464

Page 2 - Section 1: Team Information

LEA: Bethlehem Area SD - 120481002

TEAM MEMBERSHIP														COACHES & TRAINERS																		
Sport	Boys/Girls	Level	Total Number of Participants (As Of The Day Of The First Scheduled Team Competition)			Season(s) Team Competes			Team History (Format =YYYY, e.g. 1955)				Total Number of Competitions Scheduled Per Season				Total Number of Competitions Played Per Season				NUMBER OF COACHES PER TEAM				PERCENTAGE OF TIME SPENT BY EACH ATHLETIC TRAINER WITH EACH TEAM							
			Boys	Girls	TOTAL	F	W	S	Year Established ¹	Year of Demotion	Year of Elimination	Year of Reinstatement	F	W	S	Total	F	W	S	Total	Head		Assistant		Trainer 1	Trainer 2	Trainer 3	Trainer 4				
																					Full Time	Part Time	Full Time	Part Time								
Track & Field (Outdoor)	Girls	Freshman			0									0					0							0.00%	0.00%	0.00%	0.00%			
Volleyball	Girls	Freshman			0									0					0								0.00%	0.00%	0.00%	0.00%		
Water Polo	Girls	Freshman			0									0					0								0.00%	0.00%	0.00%	0.00%		
Basketball	Girls	8th Grade		12	12		Yes		1983					18		18		18	18			1			1			0.00%	0.00%	0.00%	0.00%	
Bowling	Girls	8th Grade			0									0					0									0.00%	0.00%	0.00%	0.00%	
Competitive Spirit	Girls	8th Grade			0									0					0									0.00%	0.00%	0.00%	0.00%	
Cross Country	Girls	8th Grade		4	4	Yes			1983					7		7	7		7			1						0.00%	0.00%	0.00%	0.00%	
Field Hockey	Girls	8th Grade		11	11	Yes			1998					16		16	16		16			1			1			0.00%	0.00%	0.00%	0.00%	
Golf	Girls	8th Grade			0									0					0									0.00%	0.00%	0.00%	0.00%	
Gymnastics	Girls	8th Grade			0									0					0									0.00%	0.00%	0.00%	0.00%	
Lacrosse	Girls	8th Grade			0									0					0									0.00%	0.00%	0.00%	0.00%	
Rifle	Girls	8th Grade			0									0					0									0.00%	0.00%	0.00%	0.00%	
Soccer	Girls	8th Grade		13	13			Yes	1986						16	16			16	16			1			1			0.00%	0.00%	0.00%	0.00%
Softball, Fast Pitch	Girls	8th Grade		13	13			Yes	1986						16	16			16	16			1			1			0.00%	0.00%	0.00%	0.00%
Swimming and Diving	Girls	8th Grade			0									0					0									0.00%	0.00%	0.00%	0.00%	
Tennis	Girls	8th Grade			0									0					0									0.00%	0.00%	0.00%	0.00%	
Track & Field (Indoor)	Girls	8th Grade			0									0					0									0.00%	0.00%	0.00%	0.00%	
Track & Field (Outdoor)	Girls	8th Grade			0									0					0									0.00%	0.00%	0.00%	0.00%	
Volleyball	Girls	8th Grade		5	5	Yes			1983					16		16	16		16			1			1			0.00%	0.00%	0.00%	0.00%	
Water Polo	Girls	8th Grade			0									0					0									0.00%	0.00%	0.00%	0.00%	
Basketball	Girls	7th Grade		10	10		Yes		1983					18		18			0									0.00%	0.00%	0.00%	0.00%	
Bowling	Girls	7th Grade			0									0					0									0.00%	0.00%	0.00%	0.00%	
Competitive Spirit	Girls	7th Grade			0									0					0									0.00%	0.00%	0.00%	0.00%	
Cross Country	Girls	7th Grade		3	3	Yes			1983					7		7			0									0.00%	0.00%	0.00%	0.00%	
Field Hockey	Girls	7th Grade		7	7	Yes			1998					16		16			0									0.00%	0.00%	0.00%	0.00%	
Golf	Girls	7th Grade			0									0					0									0.00%	0.00%	0.00%	0.00%	

INTERSCHOLASTIC ATHLETIC OPPORTUNITIES DISCLOSURE FORM 16.4

2015 - 2016 School Year

School: Broughal MS - 3464

Page 2 - Section 1: Team Information

LEA: Bethlehem Area SD - 120481002

TEAM MEMBERSHIP														COACHES & TRAINERS																			
Sport	Boys/Girls	Level	Total Number of Participants (As Of The Day Of The First Scheduled Team Competition)			Season(s) Team Competes			Team History (Format =YYYY, e.g. 1955)				Total Number of Competitions Scheduled Per Season				Total Number of Competitions Played Per Season				NUMBER OF COACHES PER TEAM				PERCENTAGE OF TIME SPENT BY EACH ATHLETIC TRAINER WITH EACH TEAM								
			Boys	Girls	TOTAL	F	W	S	Year Established ¹	Year of Demotion	Year of Elimination	Year of Reinstatement	F	W	S	Total	F	W	S	Total	Head		Assistant		Trainer 1	Trainer 2	Trainer 3	Trainer 4					
																					Full Time	Part Time	Full Time	Part Time									
Gymnastics	Girls	7th Grade			0									0					0							0.00%	0.00%	0.00%	0.00%				
Lacrosse	Girls	7th Grade			0									0					0							0.00%	0.00%	0.00%	0.00%				
Rifle	Girls	7th Grade			0									0					0							0.00%	0.00%	0.00%	0.00%				
Soccer	Girls	7th Grade		9	9			Yes	1986										16	16						0				0.00%	0.00%	0.00%	0.00%
Softball, Fast Pitch	Girls	7th Grade		6	6			Yes	1986										16	16						0				0.00%	0.00%	0.00%	0.00%
Swimming and Diving	Girls	7th Grade			0									0					0							0				0.00%	0.00%	0.00%	0.00%
Tennis	Girls	7th Grade			0									0					0							0				0.00%	0.00%	0.00%	0.00%
Track & Field (Indoor)	Girls	7th Grade			0									0					0							0				0.00%	0.00%	0.00%	0.00%
Track & Field (Outdoor)	Girls	7th Grade			0									0					0							0				0.00%	0.00%	0.00%	0.00%
Volleyball	Girls	7th Grade		6	6	Yes			1983					16					16							0				0.00%	0.00%	0.00%	0.00%
Water Polo	Girls	7th Grade			0									0					0							0				0.00%	0.00%	0.00%	0.00%

¹ For initial submission and for interscholastic athletic teams that were newly established.

INTERSCHOLASTIC ATHLETIC OPPORTUNITIES DISCLOSURE FORM 16.4

2015 - 2016 School Year

School: Broughal MS - 3464

Page 3 - Section 1: Financial Information

LEA: Bethlehem Area SD - 120481002

ATHLETIC EXPENDITURES

Team	Boys/Girls	Level	Total Annual School Team Expenditures	SCHOOL'S ANNUAL EXPENDITURES FOR EACH TEAM							NON-SCHOOL (BOOSTER CLUBS, ALUMNI & OTHER NON-SCHOOL) CONTRIBUTIONS & PURCHASES			
				Travel ¹	Uniforms ²	Supplies and Equipment ³	Facilities ⁴	Other	Coaching Staff Compensation per Sport per Season			Total Compensation For All Athletic Trainers Per Academic Year	List total value of contributions per team	List total value of purchases per team
									Fall	Winter	Spring			
			Totals	\$7,037.52	\$878.08	\$3,701.77	\$183.27	\$20,577.73	\$22,322.79	\$20,534.18	\$10,997.68	\$50,000.00	\$0.00	\$0.00
Baseball	Boys	Varsity	\$0.00										\$0.00	\$0.00
Basketball	Boys	Varsity	\$0.00										\$0.00	\$0.00
Bowling	Boys	Varsity	\$0.00										\$0.00	\$0.00
Cross Country	Boys	Varsity	\$0.00										\$0.00	\$0.00
Football	Boys	Varsity	\$0.00										\$0.00	\$0.00
Golf	Boys	Varsity	\$0.00										\$0.00	\$0.00
Lacrosse	Boys	Varsity	\$0.00										\$0.00	\$0.00
Rifle	Boys	Varsity	\$0.00										\$0.00	\$0.00
Soccer	Boys	Varsity	\$0.00										\$0.00	\$0.00
Swimming and Diving	Boys	Varsity	\$0.00										\$0.00	\$0.00
Tennis	Boys	Varsity	\$0.00										\$0.00	\$0.00
Track & Field (Indoor)	Boys	Varsity	\$0.00										\$0.00	\$0.00
Track & Field (Outdoor)	Boys	Varsity	\$0.00										\$0.00	\$0.00
Volleyball	Boys	Varsity	\$0.00										\$0.00	\$0.00
Water Polo	Boys	Varsity	\$0.00										\$0.00	\$0.00
Wrestling	Boys	Varsity	\$0.00										\$0.00	\$0.00
Baseball	Boys	Jr Varsity	\$0.00										\$0.00	\$0.00
Basketball	Boys	Jr Varsity	\$0.00										\$0.00	\$0.00
Bowling	Boys	Jr Varsity	\$0.00										\$0.00	\$0.00
Cross Country	Boys	Jr Varsity	\$0.00										\$0.00	\$0.00
Football	Boys	Jr Varsity	\$0.00										\$0.00	\$0.00
Golf	Boys	Jr Varsity	\$0.00										\$0.00	\$0.00
Lacrosse	Boys	Jr Varsity	\$0.00										\$0.00	\$0.00
Rifle	Boys	Jr Varsity	\$0.00										\$0.00	\$0.00
Soccer	Boys	Jr Varsity	\$0.00										\$0.00	\$0.00
Swimming and Diving	Boys	Jr Varsity	\$0.00										\$0.00	\$0.00
Tennis	Boys	Jr Varsity	\$0.00										\$0.00	\$0.00
Track & Field (Indoor)	Boys	Jr Varsity	\$0.00										\$0.00	\$0.00
Track & Field (Outdoor)	Boys	Jr Varsity	\$0.00										\$0.00	\$0.00
Volleyball	Boys	Jr Varsity	\$0.00										\$0.00	\$0.00
Water Polo	Boys	Jr Varsity	\$0.00										\$0.00	\$0.00
Wrestling	Boys	Jr Varsity	\$0.00										\$0.00	\$0.00
Baseball	Boys	Freshman	\$0.00										\$0.00	\$0.00
Basketball	Boys	Freshman	\$0.00										\$0.00	\$0.00
Bowling	Boys	Freshman	\$0.00										\$0.00	\$0.00
Cross Country	Boys	Freshman	\$0.00										\$0.00	\$0.00
Football	Boys	Freshman	\$0.00										\$0.00	\$0.00
Golf	Boys	Freshman	\$0.00										\$0.00	\$0.00
Lacrosse	Boys	Freshman	\$0.00										\$0.00	\$0.00
Rifle	Boys	Freshman	\$0.00										\$0.00	\$0.00
Soccer	Boys	Freshman	\$0.00										\$0.00	\$0.00
Swimming and Diving	Boys	Freshman	\$0.00										\$0.00	\$0.00
Tennis	Boys	Freshman	\$0.00										\$0.00	\$0.00
Track & Field (Indoor)	Boys	Freshman	\$0.00										\$0.00	\$0.00
Track & Field (Outdoor)	Boys	Freshman	\$0.00										\$0.00	\$0.00
Volleyball	Boys	Freshman	\$0.00										\$0.00	\$0.00
Water Polo	Boys	Freshman	\$0.00										\$0.00	\$0.00
Wrestling	Boys	Freshman	\$0.00										\$0.00	\$0.00
Baseball	Boys	8th Grade	\$0.00										\$0.00	\$0.00
Basketball	Boys	8th Grade	\$15,168.96	\$1,308.72		\$207.64		\$1,983.51		\$11,669.09			\$0.00	\$0.00
Bowling	Boys	8th Grade	\$0.00										\$0.00	\$0.00
Cross Country	Boys	8th Grade	\$2,468.69	\$203.51			\$5.21	\$716.21	\$1,543.76				\$0.00	\$0.00
Football	Boys	8th Grade	\$16,598.64	\$1,278.50		\$1,780.61	\$68.22	\$5,086.80	\$8,384.51				\$0.00	\$0.00
Golf	Boys	8th Grade	\$0.00										\$0.00	\$0.00
Lacrosse	Boys	8th Grade	\$0.00										\$0.00	\$0.00

INTERSCHOLASTIC ATHLETIC OPPORTUNITIES DISCLOSURE FORM 16.4

2015 - 2016 School Year

School: Broughal MS - 3464

Page 3 - Section 1: Financial Information

LEA: Bethlehem Area SD - 120481002

ATHLETIC EXPENDITURES

Team	Boys/Girls	Level	Total Annual School Team Expenditures	SCHOOL'S ANNUAL EXPENDITURES FOR EACH TEAM							NON-SCHOOL (BOOSTER CLUBS, ALUMNI & OTHER NON-SCHOOL) CONTRIBUTIONS & PURCHASES			
				Travel ¹	Uniforms ²	Supplies and Equipment ³	Facilities ⁴	Other	Coaching Staff Compensation per Sport per Season			Total Compensation For All Athletic Trainers Per Academic Year	List total value of contributions per team	List total value of purchases per team
									Fall	Winter	Spring			
			Totals	\$7,037.52	\$878.08	\$3,701.77	\$183.27	\$20,577.73	\$22,322.79	\$20,534.18	\$10,997.68	\$50,000.00	\$0.00	\$0.00
Rifle	Boys	8th Grade	\$0.00										\$0.00	\$0.00
Soccer	Boys	8th Grade	\$4,870.65		\$483.82	\$22.75		\$1,307.13			\$3,056.95		\$0.00	\$0.00
Swimming and Diving	Boys	8th Grade	\$0.00										\$0.00	\$0.00
Tennis	Boys	8th Grade	\$0.00										\$0.00	\$0.00
Track & Field (Indoor)	Boys	8th Grade	\$0.00										\$0.00	\$0.00
Track & Field (Outdoor)	Boys	8th Grade	\$0.00										\$0.00	\$0.00
Volleyball	Boys	8th Grade	\$0.00										\$0.00	\$0.00
Water Polo	Boys	8th Grade	\$0.00										\$0.00	\$0.00
Wrestling	Boys	8th Grade	\$0.00										\$0.00	\$0.00
Baseball	Boys	7th Grade	\$0.00										\$0.00	\$0.00
Basketball	Boys	7th Grade	\$0.00										\$0.00	\$0.00
Bowling	Boys	7th Grade	\$0.00										\$0.00	\$0.00
Cross Country	Boys	7th Grade	\$0.00										\$0.00	\$0.00
Football	Boys	7th Grade	\$0.00										\$0.00	\$0.00
Golf	Boys	7th Grade	\$0.00										\$0.00	\$0.00
Lacrosse	Boys	7th Grade	\$0.00										\$0.00	\$0.00
Rifle	Boys	7th Grade	\$0.00										\$0.00	\$0.00
Soccer	Boys	7th Grade	\$0.00										\$0.00	\$0.00
Swimming and Diving	Boys	7th Grade	\$0.00										\$0.00	\$0.00
Tennis	Boys	7th Grade	\$0.00										\$0.00	\$0.00
Track & Field (Indoor)	Boys	7th Grade	\$0.00										\$0.00	\$0.00
Track & Field (Outdoor)	Boys	7th Grade	\$0.00										\$0.00	\$0.00
Volleyball	Boys	7th Grade	\$0.00										\$0.00	\$0.00
Water Polo	Boys	7th Grade	\$0.00										\$0.00	\$0.00
Wrestling	Boys	7th Grade	\$0.00										\$0.00	\$0.00
Basketball	Girls	Varsity	\$0.00										\$0.00	\$0.00
Bowling	Girls	Varsity	\$0.00										\$0.00	\$0.00
Competitive Spirit	Girls	Varsity	\$0.00										\$0.00	\$0.00
Cross Country	Girls	Varsity	\$0.00										\$0.00	\$0.00
Field Hockey	Girls	Varsity	\$0.00										\$0.00	\$0.00
Golf	Girls	Varsity	\$0.00										\$0.00	\$0.00
Gymnastics	Girls	Varsity	\$0.00										\$0.00	\$0.00
Lacrosse	Girls	Varsity	\$0.00										\$0.00	\$0.00
Rifle	Girls	Varsity	\$0.00										\$0.00	\$0.00
Soccer	Girls	Varsity	\$0.00										\$0.00	\$0.00
Softball, Fast Pitch	Girls	Varsity	\$0.00										\$0.00	\$0.00
Swimming and Diving	Girls	Varsity	\$0.00										\$0.00	\$0.00
Tennis	Girls	Varsity	\$0.00										\$0.00	\$0.00
Track & Field (Indoor)	Girls	Varsity	\$0.00										\$0.00	\$0.00
Track & Field (Outdoor)	Girls	Varsity	\$0.00										\$0.00	\$0.00
Volleyball	Girls	Varsity	\$0.00										\$0.00	\$0.00
Water Polo	Girls	Varsity	\$0.00										\$0.00	\$0.00
Basketball	Girls	Jr Varsity	\$0.00										\$0.00	\$0.00
Bowling	Girls	Jr Varsity	\$0.00										\$0.00	\$0.00
Competitive Spirit	Girls	Jr Varsity	\$0.00										\$0.00	\$0.00
Cross Country	Girls	Jr Varsity	\$0.00										\$0.00	\$0.00
Field Hockey	Girls	Jr Varsity	\$0.00										\$0.00	\$0.00
Golf	Girls	Jr Varsity	\$0.00										\$0.00	\$0.00
Gymnastics	Girls	Jr Varsity	\$0.00										\$0.00	\$0.00
Lacrosse	Girls	Jr Varsity	\$0.00										\$0.00	\$0.00
Rifle	Girls	Jr Varsity	\$0.00										\$0.00	\$0.00
Soccer	Girls	Jr Varsity	\$0.00										\$0.00	\$0.00
Softball, Fast Pitch	Girls	Jr Varsity	\$0.00										\$0.00	\$0.00
Swimming and Diving	Girls	Jr Varsity	\$0.00										\$0.00	\$0.00
Tennis	Girls	Jr Varsity	\$0.00										\$0.00	\$0.00
Track & Field (Indoor)	Girls	Jr Varsity	\$0.00										\$0.00	\$0.00

INTERSCHOLASTIC ATHLETIC OPPORTUNITIES DISCLOSURE FORM 16.4

2015 - 2016 School Year

School: Broughal MS - 3464

Page 3 - Section 1: Financial Information

LEA: Bethlehem Area SD - 120481002

ATHLETIC EXPENDITURES

Team	Boys/Girls	Level	Total Annual School Team Expenditures	SCHOOL'S ANNUAL EXPENDITURES FOR EACH TEAM							NON-SCHOOL (BOOSTER CLUBS, ALUMNI & OTHER NON-SCHOOL) CONTRIBUTIONS & PURCHASES			
				Travel ¹	Uniforms ²	Supplies and Equipment ³	Facilities ⁴	Other	Coaching Staff Compensation per Sport per Season			Total Compensation For All Athletic Trainers Per Academic Year	List total value of contributions per team	List total value of purchases per team
									Fall	Winter	Spring			
Totals				\$7,037.52	\$878.08	\$3,701.77	\$183.27	\$20,577.73	\$22,322.79	\$20,534.18	\$10,997.68	\$50,000.00	\$0.00	\$0.00
Track & Field (Outdoor)	Girls	Jr Varsity	\$0.00										\$0.00	\$0.00
Volleyball	Girls	Jr Varsity	\$0.00										\$0.00	\$0.00
Water Polo	Girls	Jr Varsity	\$0.00										\$0.00	\$0.00
Basketball	Girls	Freshman	\$0.00										\$0.00	\$0.00
Bowling	Girls	Freshman	\$0.00										\$0.00	\$0.00
Competitive Spirit	Girls	Freshman	\$0.00										\$0.00	\$0.00
Cross Country	Girls	Freshman	\$0.00										\$0.00	\$0.00
Field Hockey	Girls	Freshman	\$0.00										\$0.00	\$0.00
Golf	Girls	Freshman	\$0.00										\$0.00	\$0.00
Gymnastics	Girls	Freshman	\$0.00										\$0.00	\$0.00
Lacrosse	Girls	Freshman	\$0.00										\$0.00	\$0.00
Rifle	Girls	Freshman	\$0.00										\$0.00	\$0.00
Soccer	Girls	Freshman	\$0.00										\$0.00	\$0.00
Softball, Fast Pitch	Girls	Freshman	\$0.00										\$0.00	\$0.00
Swimming and Diving	Girls	Freshman	\$0.00										\$0.00	\$0.00
Tennis	Girls	Freshman	\$0.00										\$0.00	\$0.00
Track & Field (Indoor)	Girls	Freshman	\$0.00										\$0.00	\$0.00
Track & Field (Outdoor)	Girls	Freshman	\$0.00										\$0.00	\$0.00
Volleyball	Girls	Freshman	\$0.00										\$0.00	\$0.00
Water Polo	Girls	Freshman	\$0.00										\$0.00	\$0.00
Basketball	Girls	8th Grade	\$12,994.65	\$1,024.12		\$185.68		\$2,919.76		\$8,865.09			\$0.00	\$0.00
Bowling	Girls	8th Grade	\$0.00										\$0.00	\$0.00
Competitive Spirit	Girls	8th Grade	\$0.00										\$0.00	\$0.00
Cross Country	Girls	8th Grade	\$2,159.53	\$178.03			\$4.56	\$626.51	\$1,350.43				\$0.00	\$0.00
Field Hockey	Girls	8th Grade	\$9,421.11	\$1,026.32		\$724.57	\$105.28	\$2,243.12	\$5,321.82				\$0.00	\$0.00
Golf	Girls	8th Grade	\$0.00										\$0.00	\$0.00
Gymnastics	Girls	8th Grade	\$0.00										\$0.00	\$0.00
Lacrosse	Girls	8th Grade	\$0.00										\$0.00	\$0.00
Rifle	Girls	8th Grade	\$0.00										\$0.00	\$0.00
Soccer	Girls	8th Grade	\$3,969.00		\$394.26	\$18.53		\$1,065.16			\$2,491.05		\$0.00	\$0.00
Softball, Fast Pitch	Girls	8th Grade	\$9,189.65	\$1,042.99		\$382.66		\$2,314.32			\$5,449.68		\$0.00	\$0.00
Swimming and Diving	Girls	8th Grade	\$0.00										\$0.00	\$0.00
Tennis	Girls	8th Grade	\$0.00										\$0.00	\$0.00
Track & Field (Indoor)	Girls	8th Grade	\$0.00										\$0.00	\$0.00
Track & Field (Outdoor)	Girls	8th Grade	\$0.00										\$0.00	\$0.00
Volleyball	Girls	8th Grade	\$9,392.14	\$975.33		\$379.33		\$2,315.21	\$5,722.27				\$0.00	\$0.00
Water Polo	Girls	8th Grade	\$0.00										\$0.00	\$0.00
Basketball	Girls	7th Grade	\$0.00										\$0.00	\$0.00
Bowling	Girls	7th Grade	\$0.00										\$0.00	\$0.00
Competitive Spirit	Girls	7th Grade	\$0.00										\$0.00	\$0.00
Cross Country	Girls	7th Grade	\$0.00										\$0.00	\$0.00
Field Hockey	Girls	7th Grade	\$0.00										\$0.00	\$0.00
Golf	Girls	7th Grade	\$0.00										\$0.00	\$0.00
Gymnastics	Girls	7th Grade	\$0.00										\$0.00	\$0.00
Lacrosse	Girls	7th Grade	\$0.00										\$0.00	\$0.00
Rifle	Girls	7th Grade	\$0.00										\$0.00	\$0.00
Soccer	Girls	7th Grade	\$0.00										\$0.00	\$0.00
Softball, Fast Pitch	Girls	7th Grade	\$0.00										\$0.00	\$0.00
Swimming and Diving	Girls	7th Grade	\$0.00										\$0.00	\$0.00
Tennis	Girls	7th Grade	\$0.00										\$0.00	\$0.00
Track & Field (Indoor)	Girls	7th Grade	\$0.00										\$0.00	\$0.00
Track & Field (Outdoor)	Girls	7th Grade	\$0.00										\$0.00	\$0.00
Volleyball	Girls	7th Grade	\$0.00										\$0.00	\$0.00
Water Polo	Girls	7th Grade	\$0.00										\$0.00	\$0.00

¹ Travel (transportation, housing furnished during travel & per diem dining allowances).

INTERSCHOLASTIC ATHLETIC OPPORTUNITIES DISCLOSURE FORM 16.4

2015 - 2016 School Year

School: Broughal MS - 3464

Page 3 - Section 1: Financial Information

LEA: Bethlehem Area SD - 120481002

ATHLETIC EXPENDITURES

Team	Boys/Girls	Level	Total Annual School Team Expenditures	SCHOOL'S ANNUAL EXPENDITURES FOR EACH TEAM							NON-SCHOOL (BOOSTER CLUBS, ALUMNI & OTHER NON-SCHOOL) CONTRIBUTIONS & PURCHASES			
				Travel ¹	Uniforms ²	Supplies and Equipment ³	Facilities ⁴	Other	Coaching Staff Compensation per Sport per Season			Total Compensation For All Athletic Trainers Per Academic Year	List total value of contributions per team	List total value of purchases per team
									Fall	Winter	Spring			
Totals				\$7,037.52	\$878.08	\$3,701.77	\$183.27	\$20,577.73	\$22,322.79	\$20,534.18	\$10,997.68	\$50,000.00	\$0.00	\$0.00

² Purchase and/or Replacement of Athletic Uniforms (clothing for practice & competition).

³ Purchase and/or Replacement of Equipment and Supplies.

⁴ Expenditures for Construction, Renovation, Maintenance, Rental, Expansion and Repair of Athletic Facilities.

Note: For a facility shared by multiple teams, calculate per team cost by dividing total facility expenditures by number of teams using facility or by using the percentage of time used by each team.

INTERSCHOLASTIC ATHLETIC OPPORTUNITIES DISCLOSURE FORM 16.4

2015 - 2016 School Year

School: Broughal MS - 3464

Page 4 - Section 1: Comments

LEA: Bethlehem Area SD - 120481002

Please Provide All Applicable Comments Below

For Best Results, Compose In A Word Processor, Copy And Paste To The Formula Bar Above, Then Press Enter.

Input Is Limited To 100 Characters

INTERSCHOLASTIC ATHLETIC OPPORTUNITIES DISCLOSURE FORM 16.4

2015 - 2016 School Year

School: Broughal MS - 3464

Page 5 - Section 1: Gender and Race/Ethnicity Information

LEA: Bethlehem Area SD - 120481002

Gender	School Totals								Athletic Program Totals							
	Race/Ethnicity Code								Race/Ethnicity Code							
	American Indian/Alaskan Native	Black/African American (Not Hispanic)	Hispanic (Any Race)	White/Caucasian (Not Hispanic)	Multi-Racial (Not Hispanic)	Asian (Not Hispanic)	Native Hawaiian or Other Pacific Islander (Not Hispanic)	Total	American Indian/Alaskan Native	Black/African American (Not Hispanic)	Hispanic (Any Race)	White/Caucasian (Not Hispanic)	Multi-Racial (Not Hispanic)	Asian (Not Hispanic)	Native Hawaiian or Other Pacific Islander (Not Hispanic)	Total
Male	0	20	156	21	*	*	0	205	0	19	65	12	0	0	0	96
Female	0	18	112	31	*	*	0	166	0	16	68	15	0	0	0	99
Total	0	38	268	52	*	*	0	371	0	35	133	27	0	0	0	195

Note: Some information has been redacted in order to protect individual identifier

INTERSCHOLASTIC ATHLETIC OPPORTUNITIES DISCLOSURE FORM 16.4

2015 - 2016 School Year

Page 1 - Section 1: General Information

Ver 16.4

LEA & School Information

LEA Name:	Bethlehem Area SD
LEA Address:	1516 Sycamore St Bethlehem, PA 18017
LEA AUN:	120481002
School Name:	East Hills MS
School Address:	2005 Chester Rd Bethlehem, PA 18017
School Number:	4956

School Enrollment Data

		Grade	Boys	Girls	Total
		7th	178	175	353
		8th	176	171	347
		9th	0	0	0
		10th	0	0	0
		11th	0	0	0
		12th	0	0	0
		Total	354	346	700

Contact Information

Name of LEAs Title IX Compliance Officer:	Russell Giordano		
Telephone Number:	610-861-0500	Extension:	60226
Email Address:	rgiordano@basdschools.org		
Name of Individual Completing This Form:	Stacy Gober		
Telephone Number:	610-861-0500	Extension:	60202
Email Address:	sgober@basdschools.org		

Interscholastic Team Sponsorship

Does This School Sponsor Any Interscholastic Athletic Teams? (Yes or No)	Yes
---	------------



If Your Answer To The Above Question Is No, **Stop!**
 If You Have Athletes Playing For Another School, Please Explain On Page 4.
 Otherwise, You Do Not Need To Complete The Remainder Of The Survey For This School.
 Please Submit Per The Instructions Provided.

INTERSCHOLASTIC ATHLETIC OPPORTUNITIES DISCLOSURE FORM 16.4

2015 - 2016 School Year

School: East Hills MS - 4956

Page 2 - Section 1: Team Information

LEA: Bethlehem Area SD - 120481002

TEAM MEMBERSHIP														COACHES & TRAINERS																	
Sport	Boys/Girls	Level	Total Number of Participants (As Of The Day Of The First Scheduled Team Competition)			Season(s) Team Competes			Team History (Format =YYYY, e.g. 1955)				Total Number of Competitions Scheduled Per Season				Total Number of Competitions Played Per Season				NUMBER OF COACHES PER TEAM				PERCENTAGE OF TIME SPENT BY EACH ATHLETIC TRAINER WITH EACH TEAM						
			Boys	Girls	TOTAL	F	W	S	Year Established ¹	Year of Demotion	Year of Elimination	Year of Reinstatement	F	W	S	Total	F	W	S	Total	Head		Assistant		Trainer 1	Trainer 2	Trainer 3	Trainer 4			
																					Full Time	Part Time	Full Time	Part Time							
Baseball	Boys	Varsity			0									0					0								0.00%	0.00%	0.00%	0.00%	
Basketball	Boys	Varsity			0									0					0									0.00%	0.00%	0.00%	0.00%
Bowling	Boys	Varsity			0									0					0									0.00%	0.00%	0.00%	0.00%
Cross Country	Boys	Varsity			0									0					0									0.00%	0.00%	0.00%	0.00%
Football	Boys	Varsity			0									0					0									0.00%	0.00%	0.00%	0.00%
Golf	Boys	Varsity			0									0					0									0.00%	0.00%	0.00%	0.00%
Lacrosse	Boys	Varsity			0									0					0									0.00%	0.00%	0.00%	0.00%
Rifle	Boys	Varsity			0									0					0									0.00%	0.00%	0.00%	0.00%
Soccer	Boys	Varsity			0									0					0									0.00%	0.00%	0.00%	0.00%
Swimming and Diving	Boys	Varsity			0									0					0									0.00%	0.00%	0.00%	0.00%
Tennis	Boys	Varsity			0									0					0									0.00%	0.00%	0.00%	0.00%
Track & Field (Indoor)	Boys	Varsity			0									0					0									0.00%	0.00%	0.00%	0.00%
Track & Field (Outdoor)	Boys	Varsity			0									0					0									0.00%	0.00%	0.00%	0.00%
Volleyball	Boys	Varsity			0									0					0									0.00%	0.00%	0.00%	0.00%
Water Polo	Boys	Varsity			0									0					0									0.00%	0.00%	0.00%	0.00%
Wrestling	Boys	Varsity			0									0					0									0.00%	0.00%	0.00%	0.00%
Baseball	Boys	Jr Varsity			0									0					0									0.00%	0.00%	0.00%	0.00%
Basketball	Boys	Jr Varsity			0									0					0									0.00%	0.00%	0.00%	0.00%
Bowling	Boys	Jr Varsity			0									0					0									0.00%	0.00%	0.00%	0.00%
Cross Country	Boys	Jr Varsity			0									0					0									0.00%	0.00%	0.00%	0.00%
Football	Boys	Jr Varsity			0									0					0									0.00%	0.00%	0.00%	0.00%
Golf	Boys	Jr Varsity			0									0					0									0.00%	0.00%	0.00%	0.00%
Lacrosse	Boys	Jr Varsity			0									0					0									0.00%	0.00%	0.00%	0.00%
Rifle	Boys	Jr Varsity			0									0					0									0.00%	0.00%	0.00%	0.00%
Soccer	Boys	Jr Varsity			0									0					0									0.00%	0.00%	0.00%	0.00%
Swimming and Diving	Boys	Jr Varsity			0									0					0									0.00%	0.00%	0.00%	0.00%
Tennis	Boys	Jr Varsity			0									0					0									0.00%	0.00%	0.00%	0.00%
Track & Field (Indoor)	Boys	Jr Varsity			0									0					0									0.00%	0.00%	0.00%	0.00%
Track & Field (Outdoor)	Boys	Jr Varsity			0									0					0									0.00%	0.00%	0.00%	0.00%
Volleyball	Boys	Jr Varsity			0									0					0									0.00%	0.00%	0.00%	0.00%
Water Polo	Boys	Jr Varsity			0									0					0									0.00%	0.00%	0.00%	0.00%
Wrestling	Boys	Jr Varsity			0									0					0									0.00%	0.00%	0.00%	0.00%
Baseball	Boys	Freshman			0									0					0									0.00%	0.00%	0.00%	0.00%
Basketball	Boys	Freshman			0									0					0									0.00%	0.00%	0.00%	0.00%
Bowling	Boys	Freshman			0									0					0									0.00%	0.00%	0.00%	0.00%
Cross Country	Boys	Freshman			0									0					0									0.00%	0.00%	0.00%	0.00%
Football	Boys	Freshman			0									0					0									0.00%	0.00%	0.00%	0.00%
Golf	Boys	Freshman			0									0					0									0.00%	0.00%	0.00%	0.00%

INTERSCHOLASTIC ATHLETIC OPPORTUNITIES DISCLOSURE FORM 16.4

2015 - 2016 School Year

School: East Hills MS - 4956

Page 2 - Section 1: Team Information

LEA: Bethlehem Area SD - 120481002

TEAM MEMBERSHIP														COACHES & TRAINERS																	
Sport	Boys/Girls	Level	Total Number of Participants (As Of The Day Of The First Scheduled Team Competition)			Season(s) Team Competes			Team History (Format =YYYY, e.g. 1955)				Total Number of Competitions Scheduled Per Season				Total Number of Competitions Played Per Season				NUMBER OF COACHES PER TEAM				PERCENTAGE OF TIME SPENT BY EACH ATHLETIC TRAINER WITH EACH TEAM						
			Boys	Girls	TOTAL	F	W	S	Year Established ¹	Year of Demotion	Year of Elimination	Year of Reinstatement	F	W	S	Total	F	W	S	Total	Head		Assistant		Trainer 1	Trainer 2	Trainer 3	Trainer 4			
																					Full Time	Part Time	Full Time	Part Time							
Lacrosse	Boys	Freshman			0									0					0						0.00%	0.00%	0.00%	0.00%			
Rifle	Boys	Freshman			0									0					0							0.00%	0.00%	0.00%	0.00%		
Soccer	Boys	Freshman			0									0					0							0.00%	0.00%	0.00%	0.00%		
Swimming and Diving	Boys	Freshman			0									0					0							0.00%	0.00%	0.00%	0.00%		
Tennis	Boys	Freshman			0									0					0							0.00%	0.00%	0.00%	0.00%		
Track & Field (Indoor)	Boys	Freshman			0									0					0							0.00%	0.00%	0.00%	0.00%		
Track & Field (Outdoor)	Boys	Freshman			0									0					0							0.00%	0.00%	0.00%	0.00%		
Volleyball	Boys	Freshman			0									0					0							0.00%	0.00%	0.00%	0.00%		
Water Polo	Boys	Freshman			0									0					0							0.00%	0.00%	0.00%	0.00%		
Wrestling	Boys	Freshman			0									0					0							0.00%	0.00%	0.00%	0.00%		
Baseball	Boys	8th Grade			0									0					0							0.00%	0.00%	0.00%	0.00%		
Basketball	Boys	8th Grade	15		15		Yes		1983					16				16						1			1	0.00%	0.00%	0.00%	0.00%
Bowling	Boys	8th Grade			0									0					0								0.00%	0.00%	0.00%	0.00%	
Cross Country	Boys	8th Grade	3		3	Yes			1983				8				8	8					1			1	0.00%	0.00%	0.00%	0.00%	
Football	Boys	8th Grade	21		21	Yes			1983				8				8	8					1			1	0.00%	0.00%	0.00%	0.00%	
Golf	Boys	8th Grade			0									0					0								0.00%	0.00%	0.00%	0.00%	
Lacrosse	Boys	8th Grade			0									0					0								0.00%	0.00%	0.00%	0.00%	
Rifle	Boys	8th Grade			0									0					0								0.00%	0.00%	0.00%	0.00%	
Soccer	Boys	8th Grade	18		18			Yes	1983						16			16	16					1			1	0.00%	0.00%	0.00%	0.00%
Swimming and Diving	Boys	8th Grade			0									0					0								0.00%	0.00%	0.00%	0.00%	
Tennis	Boys	8th Grade			0									0					0								0.00%	0.00%	0.00%	0.00%	
Track & Field (Indoor)	Boys	8th Grade			0									0					0								0.00%	0.00%	0.00%	0.00%	
Track & Field (Outdoor)	Boys	8th Grade			0									0					0								0.00%	0.00%	0.00%	0.00%	
Volleyball	Boys	8th Grade			0									0					0								0.00%	0.00%	0.00%	0.00%	
Water Polo	Boys	8th Grade			0									0					0								0.00%	0.00%	0.00%	0.00%	
Wrestling	Boys	8th Grade			0									0					0								0.00%	0.00%	0.00%	0.00%	

INTERSCHOLASTIC ATHLETIC OPPORTUNITIES DISCLOSURE FORM 16.4

2015 - 2016 School Year

School: East Hills MS - 4956

Page 2 - Section 1: Team Information

LEA: Bethlehem Area SD - 120481002

TEAM MEMBERSHIP														COACHES & TRAINERS																
Sport	Boys/Girls	Level	Total Number of Participants (As Of The Day Of The First Scheduled Team Competition)			Season(s) Team Competes			Team History (Format =YYYY, e.g. 1955)				Total Number of Competitions Scheduled Per Season				Total Number of Competitions Played Per Season				NUMBER OF COACHES PER TEAM				PERCENTAGE OF TIME SPENT BY EACH ATHLETIC TRAINER WITH EACH TEAM					
			Boys	Girls	TOTAL	F	W	S	Year Established ¹	Year of Demotion	Year of Elimination	Year of Reinstatement	F	W	S	Total	F	W	S	Total	Head		Assistant		Trainer 1	Trainer 2	Trainer 3	Trainer 4		
																					Full Time	Part Time	Full Time	Part Time						
Baseball	Boys	7th Grade			0									0					0							0.00%	0.00%	0.00%	0.00%	
Basketball	Boys	7th Grade	12		12		Yes		1983					16		16		16		16							0.00%	0.00%	0.00%	0.00%
Bowling	Boys	7th Grade			0											0				0							0.00%	0.00%	0.00%	0.00%
Cross Country	Boys	7th Grade	9		9	Yes			1983					8		8		8		8							0.00%	0.00%	0.00%	0.00%
Football	Boys	7th Grade	27		27	Yes			1983					8		8		8		8							0.00%	0.00%	0.00%	0.00%
Golf	Boys	7th Grade			0											0				0							0.00%	0.00%	0.00%	0.00%
Lacrosse	Boys	7th Grade			0											0				0							0.00%	0.00%	0.00%	0.00%
Rifle	Boys	7th Grade			0											0				0							0.00%	0.00%	0.00%	0.00%
Soccer	Boys	7th Grade	7		7			Yes	1983						16	16		16	16								0.00%	0.00%	0.00%	0.00%
Swimming and Diving	Boys	7th Grade			0											0				0							0.00%	0.00%	0.00%	0.00%
Tennis	Boys	7th Grade			0											0				0							0.00%	0.00%	0.00%	0.00%
Track & Field (Indoor)	Boys	7th Grade			0											0				0							0.00%	0.00%	0.00%	0.00%
Track & Field (Outdoor)	Boys	7th Grade			0											0				0							0.00%	0.00%	0.00%	0.00%
Volleyball	Boys	7th Grade			0											0				0							0.00%	0.00%	0.00%	0.00%
Water Polo	Boys	7th Grade			0											0				0							0.00%	0.00%	0.00%	0.00%
Wrestling	Boys	7th Grade			0											0				0							0.00%	0.00%	0.00%	0.00%
Basketball	Girls	Varsity			0											0				0							0.00%	0.00%	0.00%	0.00%
Bowling	Girls	Varsity			0											0				0							0.00%	0.00%	0.00%	0.00%
Competitive Spirit	Girls	Varsity			0											0				0							0.00%	0.00%	0.00%	0.00%
Cross Country	Girls	Varsity			0											0				0							0.00%	0.00%	0.00%	0.00%
Field Hockey	Girls	Varsity			0											0				0							0.00%	0.00%	0.00%	0.00%
Golf	Girls	Varsity			0											0				0							0.00%	0.00%	0.00%	0.00%
Gymnastics	Girls	Varsity			0											0				0							0.00%	0.00%	0.00%	0.00%
Lacrosse	Girls	Varsity			0											0				0							0.00%	0.00%	0.00%	0.00%
Rifle	Girls	Varsity			0											0				0							0.00%	0.00%	0.00%	0.00%
Soccer	Girls	Varsity			0											0				0							0.00%	0.00%	0.00%	0.00%
Softball, Fast Pitch	Girls	Varsity			0											0				0							0.00%	0.00%	0.00%	0.00%
Swimming and Diving	Girls	Varsity			0											0				0							0.00%	0.00%	0.00%	0.00%
Tennis	Girls	Varsity			0											0				0							0.00%	0.00%	0.00%	0.00%
Track & Field (Indoor)	Girls	Varsity			0											0				0							0.00%	0.00%	0.00%	0.00%
Track & Field (Outdoor)	Girls	Varsity			0											0				0							0.00%	0.00%	0.00%	0.00%
Volleyball	Girls	Varsity			0											0				0							0.00%	0.00%	0.00%	0.00%

INTERSCHOLASTIC ATHLETIC OPPORTUNITIES DISCLOSURE FORM 16.4

2015 - 2016 School Year

School: East Hills MS - 4956

Page 2 - Section 1: Team Information

LEA: Bethlehem Area SD - 120481002

TEAM MEMBERSHIP														COACHES & TRAINERS																	
Sport	Boys/Girls	Level	Total Number of Participants (As Of The Day Of The First Scheduled Team Competition)			Season(s) Team Competes			Team History (Format =YYYY, e.g. 1955)				Total Number of Competitions Scheduled Per Season				Total Number of Competitions Played Per Season				NUMBER OF COACHES PER TEAM				PERCENTAGE OF TIME SPENT BY EACH ATHLETIC TRAINER WITH EACH TEAM						
			Boys	Girls	TOTAL	F	W	S	Year Established ¹	Year of Demotion	Year of Elimination	Year of Reinstatement	F	W	S	Total	F	W	S	Total	Head		Assistant		Trainer 1	Trainer 2	Trainer 3	Trainer 4			
																					Full Time	Part Time	Full Time	Part Time							
Water Polo	Girls	Varsity			0									0					0								0.00%	0.00%	0.00%	0.00%	
Basketball	Girls	Jr Varsity			0									0					0									0.00%	0.00%	0.00%	0.00%
Bowling	Girls	Jr Varsity			0									0					0									0.00%	0.00%	0.00%	0.00%
Competitive Spirit	Girls	Jr Varsity			0									0					0									0.00%	0.00%	0.00%	0.00%
Cross Country	Girls	Jr Varsity			0									0					0									0.00%	0.00%	0.00%	0.00%
Field Hockey	Girls	Jr Varsity			0									0					0									0.00%	0.00%	0.00%	0.00%
Golf	Girls	Jr Varsity			0									0					0									0.00%	0.00%	0.00%	0.00%
Gymnastics	Girls	Jr Varsity			0									0					0									0.00%	0.00%	0.00%	0.00%
Lacrosse	Girls	Jr Varsity			0									0					0									0.00%	0.00%	0.00%	0.00%
Rifle	Girls	Jr Varsity			0									0					0									0.00%	0.00%	0.00%	0.00%
Soccer	Girls	Jr Varsity			0									0					0									0.00%	0.00%	0.00%	0.00%
Softball, Fast Pitch	Girls	Jr Varsity			0									0					0									0.00%	0.00%	0.00%	0.00%
Swimming and Diving	Girls	Jr Varsity			0									0					0									0.00%	0.00%	0.00%	0.00%
Tennis	Girls	Jr Varsity			0									0					0									0.00%	0.00%	0.00%	0.00%
Track & Field (Indoor)	Girls	Jr Varsity			0									0					0									0.00%	0.00%	0.00%	0.00%
Track & Field (Outdoor)	Girls	Jr Varsity			0									0					0									0.00%	0.00%	0.00%	0.00%
Volleyball	Girls	Jr Varsity			0									0					0									0.00%	0.00%	0.00%	0.00%
Water Polo	Girls	Jr Varsity			0									0					0									0.00%	0.00%	0.00%	0.00%
Basketball	Girls	Freshman			0									0					0									0.00%	0.00%	0.00%	0.00%
Bowling	Girls	Freshman			0									0					0									0.00%	0.00%	0.00%	0.00%
Competitive Spirit	Girls	Freshman			0									0					0									0.00%	0.00%	0.00%	0.00%
Cross Country	Girls	Freshman			0									0					0									0.00%	0.00%	0.00%	0.00%
Field Hockey	Girls	Freshman			0									0					0									0.00%	0.00%	0.00%	0.00%
Golf	Girls	Freshman			0									0					0									0.00%	0.00%	0.00%	0.00%
Gymnastics	Girls	Freshman			0									0					0									0.00%	0.00%	0.00%	0.00%
Lacrosse	Girls	Freshman			0									0					0									0.00%	0.00%	0.00%	0.00%
Rifle	Girls	Freshman			0									0					0									0.00%	0.00%	0.00%	0.00%
Soccer	Girls	Freshman			0									0					0									0.00%	0.00%	0.00%	0.00%
Softball, Fast Pitch	Girls	Freshman			0									0					0									0.00%	0.00%	0.00%	0.00%
Swimming and Diving	Girls	Freshman			0									0					0									0.00%	0.00%	0.00%	0.00%
Tennis	Girls	Freshman			0									0					0									0.00%	0.00%	0.00%	0.00%
Track & Field (Indoor)	Girls	Freshman			0									0					0									0.00%	0.00%	0.00%	0.00%

INTERSCHOLASTIC ATHLETIC OPPORTUNITIES DISCLOSURE FORM 16.4

2015 - 2016 School Year

School: East Hills MS - 4956

Page 2 - Section 1: Team Information

LEA: Bethlehem Area SD - 120481002

TEAM MEMBERSHIP														COACHES & TRAINERS																			
Sport	Boys/Girls	Level	Total Number of Participants (As Of The Day Of The First Scheduled Team Competition)			Season(s) Team Competes			Team History (Format =YYYY, e.g. 1955)				Total Number of Competitions Scheduled Per Season				Total Number of Competitions Played Per Season				NUMBER OF COACHES PER TEAM				PERCENTAGE OF TIME SPENT BY EACH ATHLETIC TRAINER WITH EACH TEAM								
			Boys	Girls	TOTAL	F	W	S	Year Established ¹	Year of Demotion	Year of Elimination	Year of Reinstatement	F	W	S	Total	F	W	S	Total	Head		Assistant		Trainer 1	Trainer 2	Trainer 3	Trainer 4					
																					Full Time	Part Time	Full Time	Part Time									
Track & Field (Outdoor)	Girls	Freshman			0									0					0								0.00%	0.00%	0.00%	0.00%			
Volleyball	Girls	Freshman			0									0					0									0.00%	0.00%	0.00%	0.00%		
Water Polo	Girls	Freshman			0									0					0									0.00%	0.00%	0.00%	0.00%		
Basketball	Girls	8th Grade		13	13		Yes		1983					18			18		18						1		1			0.00%	0.00%	0.00%	0.00%
Bowling	Girls	8th Grade			0									0					0										0.00%	0.00%	0.00%	0.00%	
Competitive Spirit	Girls	8th Grade			0									0					0										0.00%	0.00%	0.00%	0.00%	
Cross Country	Girls	8th Grade		9	9	Yes			1983					7			7	7							1					0.00%	0.00%	0.00%	0.00%
Field Hockey	Girls	8th Grade		14	14	Yes			1998					16			16	16							1		1			0.00%	0.00%	0.00%	0.00%
Golf	Girls	8th Grade			0									0					0										0.00%	0.00%	0.00%	0.00%	
Gymnastics	Girls	8th Grade			0									0					0										0.00%	0.00%	0.00%	0.00%	
Lacrosse	Girls	8th Grade			0									0					0										0.00%	0.00%	0.00%	0.00%	
Rifle	Girls	8th Grade			0									0					0										0.00%	0.00%	0.00%	0.00%	
Soccer	Girls	8th Grade		9	9			Yes	1986							16	16			16	16				1		1			0.00%	0.00%	0.00%	0.00%
Softball, Fast Pitch	Girls	8th Grade		12	12			Yes	1986							16	16			16	16				1		1			0.00%	0.00%	0.00%	0.00%
Swimming and Diving	Girls	8th Grade			0									0					0										0.00%	0.00%	0.00%	0.00%	
Tennis	Girls	8th Grade			0									0					0										0.00%	0.00%	0.00%	0.00%	
Track & Field (Indoor)	Girls	8th Grade			0									0					0										0.00%	0.00%	0.00%	0.00%	
Track & Field (Outdoor)	Girls	8th Grade			0									0					0										0.00%	0.00%	0.00%	0.00%	
Volleyball	Girls	8th Grade		7	7	Yes			1983					16			16	16							1		1			0.00%	0.00%	0.00%	0.00%
Water Polo	Girls	8th Grade			0									0					0										0.00%	0.00%	0.00%	0.00%	
Basketball	Girls	7th Grade		12	12		Yes		1983					18			18		18										0.00%	0.00%	0.00%	0.00%	
Bowling	Girls	7th Grade			0									0					0										0.00%	0.00%	0.00%	0.00%	
Competitive Spirit	Girls	7th Grade			0									0					0										0.00%	0.00%	0.00%	0.00%	
Cross Country	Girls	7th Grade		7	7	Yes			1983					7			7	7											0.00%	0.00%	0.00%	0.00%	
Field Hockey	Girls	7th Grade		12	12	Yes			1998					16			16	16											0.00%	0.00%	0.00%	0.00%	
Golf	Girls	7th Grade			0									0					0										0.00%	0.00%	0.00%	0.00%	

INTERSCHOLASTIC ATHLETIC OPPORTUNITIES DISCLOSURE FORM 16.4

2015 - 2016 School Year

School: East Hills MS - 4956

Page 2 - Section 1: Team Information

LEA: Bethlehem Area SD - 120481002

TEAM MEMBERSHIP														COACHES & TRAINERS															
Sport	Boys/Girls	Level	Total Number of Participants (As Of The Day Of The First Scheduled Team Competition)			Season(s) Team Competes			Team History (Format =YYYY, e.g. 1955)				Total Number of Competitions Scheduled Per Season				Total Number of Competitions Played Per Season				NUMBER OF COACHES PER TEAM				PERCENTAGE OF TIME SPENT BY EACH ATHLETIC TRAINER WITH EACH TEAM				
			Boys	Girls	TOTAL	F	W	S	Year Established ¹	Year of Demotion	Year of Elimination	Year of Reinstatement	F	W	S	Total	F	W	S	Total	Head		Assistant		Trainer 1	Trainer 2	Trainer 3	Trainer 4	
																					Full Time	Part Time	Full Time	Part Time					
Gymnastics	Girls	7th Grade			0									0					0							0.00%	0.00%	0.00%	0.00%
Lacrosse	Girls	7th Grade			0									0					0							0.00%	0.00%	0.00%	0.00%
Rifle	Girls	7th Grade			0									0					0							0.00%	0.00%	0.00%	0.00%
Soccer	Girls	7th Grade		8	8			Yes	1986									16	16							0.00%	0.00%	0.00%	0.00%
Softball, Fast Pitch	Girls	7th Grade		6	6			Yes	1986									16	16							0.00%	0.00%	0.00%	0.00%
Swimming and Diving	Girls	7th Grade			0									0					0							0.00%	0.00%	0.00%	0.00%
Tennis	Girls	7th Grade			0									0					0							0.00%	0.00%	0.00%	0.00%
Track & Field (Indoor)	Girls	7th Grade			0									0					0							0.00%	0.00%	0.00%	0.00%
Track & Field (Outdoor)	Girls	7th Grade			0									0					0							0.00%	0.00%	0.00%	0.00%
Volleyball	Girls	7th Grade		10	10	Yes			1983					16				16	16	16						0.00%	0.00%	0.00%	0.00%
Water Polo	Girls	7th Grade			0									0					0							0.00%	0.00%	0.00%	0.00%

¹ For initial submission and for interscholastic athletic teams that were newly established.

INTERSCHOLASTIC ATHLETIC OPPORTUNITIES DISCLOSURE FORM 16.4

2015 - 2016 School Year

School: East Hills MS - 4956

Page 3 - Section 1: Financial Information

LEA: Bethlehem Area SD - 120481002

ATHLETIC EXPENDITURES

Team	Boys/Girls	Level	Total Annual School Team Expenditures	SCHOOL'S ANNUAL EXPENDITURES FOR EACH TEAM							NON-SCHOOL (BOOSTER CLUBS, ALUMNI & OTHER NON-SCHOOL) CONTRIBUTIONS & PURCHASES			
				Travel ¹	Uniforms ²	Supplies and Equipment ³	Facilities ⁴	Other	Coaching Staff Compensation per Sport per Season			Total Compensation For All Athletic Trainers Per Academic Year	List total value of contributions per team	List total value of purchases per team
									Fall	Winter	Spring			
			Totals	\$7,252.64	\$0.00	\$6,363.72	\$67.71	\$22,160.45	\$21,671.52	\$13,950.23	\$8,329.23	\$50,000.00	\$0.00	\$0.00
Baseball	Boys	Varsity	\$0.00										\$0.00	\$0.00
Basketball	Boys	Varsity	\$0.00										\$0.00	\$0.00
Bowling	Boys	Varsity	\$0.00										\$0.00	\$0.00
Cross Country	Boys	Varsity	\$0.00										\$0.00	\$0.00
Football	Boys	Varsity	\$0.00										\$0.00	\$0.00
Golf	Boys	Varsity	\$0.00										\$0.00	\$0.00
Lacrosse	Boys	Varsity	\$0.00										\$0.00	\$0.00
Rifle	Boys	Varsity	\$0.00										\$0.00	\$0.00
Soccer	Boys	Varsity	\$0.00										\$0.00	\$0.00
Swimming and Diving	Boys	Varsity	\$0.00										\$0.00	\$0.00
Tennis	Boys	Varsity	\$0.00										\$0.00	\$0.00
Track & Field (Indoor)	Boys	Varsity	\$0.00										\$0.00	\$0.00
Track & Field (Outdoor)	Boys	Varsity	\$0.00										\$0.00	\$0.00
Volleyball	Boys	Varsity	\$0.00										\$0.00	\$0.00
Water Polo	Boys	Varsity	\$0.00										\$0.00	\$0.00
Wrestling	Boys	Varsity	\$0.00										\$0.00	\$0.00
Baseball	Boys	Jr Varsity	\$0.00										\$0.00	\$0.00
Basketball	Boys	Jr Varsity	\$0.00										\$0.00	\$0.00
Bowling	Boys	Jr Varsity	\$0.00										\$0.00	\$0.00
Cross Country	Boys	Jr Varsity	\$0.00										\$0.00	\$0.00
Football	Boys	Jr Varsity	\$0.00										\$0.00	\$0.00
Golf	Boys	Jr Varsity	\$0.00										\$0.00	\$0.00
Lacrosse	Boys	Jr Varsity	\$0.00										\$0.00	\$0.00
Rifle	Boys	Jr Varsity	\$0.00										\$0.00	\$0.00
Soccer	Boys	Jr Varsity	\$0.00										\$0.00	\$0.00
Swimming and Diving	Boys	Jr Varsity	\$0.00										\$0.00	\$0.00
Tennis	Boys	Jr Varsity	\$0.00										\$0.00	\$0.00
Track & Field (Indoor)	Boys	Jr Varsity	\$0.00										\$0.00	\$0.00
Track & Field (Outdoor)	Boys	Jr Varsity	\$0.00										\$0.00	\$0.00
Volleyball	Boys	Jr Varsity	\$0.00										\$0.00	\$0.00
Water Polo	Boys	Jr Varsity	\$0.00										\$0.00	\$0.00
Wrestling	Boys	Jr Varsity	\$0.00										\$0.00	\$0.00
Baseball	Boys	Freshman	\$0.00										\$0.00	\$0.00
Basketball	Boys	Freshman	\$0.00										\$0.00	\$0.00
Bowling	Boys	Freshman	\$0.00										\$0.00	\$0.00
Cross Country	Boys	Freshman	\$0.00										\$0.00	\$0.00
Football	Boys	Freshman	\$0.00										\$0.00	\$0.00
Golf	Boys	Freshman	\$0.00										\$0.00	\$0.00
Lacrosse	Boys	Freshman	\$0.00										\$0.00	\$0.00
Rifle	Boys	Freshman	\$0.00										\$0.00	\$0.00
Soccer	Boys	Freshman	\$0.00										\$0.00	\$0.00
Swimming and Diving	Boys	Freshman	\$0.00										\$0.00	\$0.00
Tennis	Boys	Freshman	\$0.00										\$0.00	\$0.00
Track & Field (Indoor)	Boys	Freshman	\$0.00										\$0.00	\$0.00
Track & Field (Outdoor)	Boys	Freshman	\$0.00										\$0.00	\$0.00
Volleyball	Boys	Freshman	\$0.00										\$0.00	\$0.00
Water Polo	Boys	Freshman	\$0.00										\$0.00	\$0.00
Wrestling	Boys	Freshman	\$0.00										\$0.00	\$0.00
Baseball	Boys	8th Grade	\$0.00										\$0.00	\$0.00
Basketball	Boys	8th Grade	\$11,914.99	\$1,211.23		\$207.64		\$2,107.60			\$8,388.52		\$0.00	\$0.00
Bowling	Boys	8th Grade	\$0.00										\$0.00	\$0.00
Cross Country	Boys	8th Grade	\$2,366.82	\$170.86		\$8.24		\$795.42	\$1,392.30				\$0.00	\$0.00
Football	Boys	8th Grade	\$17,672.59	\$874.15		\$2,321.64	\$67.71	\$6,647.34	\$7,761.75				\$0.00	\$0.00
Golf	Boys	8th Grade	\$0.00										\$0.00	\$0.00
Lacrosse	Boys	8th Grade	\$0.00										\$0.00	\$0.00

INTERSCHOLASTIC ATHLETIC OPPORTUNITIES DISCLOSURE FORM 16.4

2015 - 2016 School Year

School: East Hills MS - 4956

Page 3 - Section 1: Financial Information

LEA: Bethlehem Area SD - 120481002

ATHLETIC EXPENDITURES

Team	Boys/Girls	Level	Total Annual School Team Expenditures	SCHOOL'S ANNUAL EXPENDITURES FOR EACH TEAM							NON-SCHOOL (BOOSTER CLUBS, ALUMNI & OTHER NON-SCHOOL) CONTRIBUTIONS & PURCHASES				
				Travel ¹	Uniforms ²	Supplies and Equipment ³	Facilities ⁴	Other	Coaching Staff Compensation per Sport per Season			Total Compensation For All Athletic Trainers Per Academic Year	List total value of contributions per team	List total value of purchases per team	
									Fall	Winter	Spring				
Totals				\$7,252.64	\$0.00	\$6,363.72	\$67.71	\$22,160.45	\$21,671.52	\$13,950.23	\$8,329.23	\$50,000.00	\$0.00	\$0.00	
Rifle	Boys	8th Grade	\$0.00											\$0.00	\$0.00
Soccer	Boys	8th Grade	\$3,214.69	\$329.01				\$1,184.21				\$1,701.47		\$0.00	\$0.00
Swimming and Diving	Boys	8th Grade	\$0.00											\$0.00	\$0.00
Tennis	Boys	8th Grade	\$0.00											\$0.00	\$0.00
Track & Field (Indoor)	Boys	8th Grade	\$0.00											\$0.00	\$0.00
Track & Field (Outdoor)	Boys	8th Grade	\$0.00											\$0.00	\$0.00
Volleyball	Boys	8th Grade	\$0.00											\$0.00	\$0.00
Water Polo	Boys	8th Grade	\$0.00											\$0.00	\$0.00
Wrestling	Boys	8th Grade	\$0.00											\$0.00	\$0.00
Baseball	Boys	7th Grade	\$0.00											\$0.00	\$0.00
Basketball	Boys	7th Grade	\$0.00											\$0.00	\$0.00
Bowling	Boys	7th Grade	\$0.00											\$0.00	\$0.00
Cross Country	Boys	7th Grade	\$0.00											\$0.00	\$0.00
Football	Boys	7th Grade	\$0.00											\$0.00	\$0.00
Golf	Boys	7th Grade	\$0.00											\$0.00	\$0.00
Lacrosse	Boys	7th Grade	\$0.00											\$0.00	\$0.00
Rifle	Boys	7th Grade	\$0.00											\$0.00	\$0.00
Soccer	Boys	7th Grade	\$0.00											\$0.00	\$0.00
Swimming and Diving	Boys	7th Grade	\$0.00											\$0.00	\$0.00
Tennis	Boys	7th Grade	\$0.00											\$0.00	\$0.00
Track & Field (Indoor)	Boys	7th Grade	\$0.00											\$0.00	\$0.00
Track & Field (Outdoor)	Boys	7th Grade	\$0.00											\$0.00	\$0.00
Volleyball	Boys	7th Grade	\$0.00											\$0.00	\$0.00
Water Polo	Boys	7th Grade	\$0.00											\$0.00	\$0.00
Wrestling	Boys	7th Grade	\$0.00											\$0.00	\$0.00
Basketball	Girls	Varsity	\$0.00											\$0.00	\$0.00
Bowling	Girls	Varsity	\$0.00											\$0.00	\$0.00
Competitive Spirit	Girls	Varsity	\$0.00											\$0.00	\$0.00
Cross Country	Girls	Varsity	\$0.00											\$0.00	\$0.00
Field Hockey	Girls	Varsity	\$0.00											\$0.00	\$0.00
Golf	Girls	Varsity	\$0.00											\$0.00	\$0.00
Gymnastics	Girls	Varsity	\$0.00											\$0.00	\$0.00
Lacrosse	Girls	Varsity	\$0.00											\$0.00	\$0.00
Rifle	Girls	Varsity	\$0.00											\$0.00	\$0.00
Soccer	Girls	Varsity	\$0.00											\$0.00	\$0.00
Softball, Fast Pitch	Girls	Varsity	\$0.00											\$0.00	\$0.00
Swimming and Diving	Girls	Varsity	\$0.00											\$0.00	\$0.00
Tennis	Girls	Varsity	\$0.00											\$0.00	\$0.00
Track & Field (Indoor)	Girls	Varsity	\$0.00											\$0.00	\$0.00
Track & Field (Outdoor)	Girls	Varsity	\$0.00											\$0.00	\$0.00
Volleyball	Girls	Varsity	\$0.00											\$0.00	\$0.00
Water Polo	Girls	Varsity	\$0.00											\$0.00	\$0.00
Basketball	Girls	Jr Varsity	\$0.00											\$0.00	\$0.00
Bowling	Girls	Jr Varsity	\$0.00											\$0.00	\$0.00
Competitive Spirit	Girls	Jr Varsity	\$0.00											\$0.00	\$0.00
Cross Country	Girls	Jr Varsity	\$0.00											\$0.00	\$0.00
Field Hockey	Girls	Jr Varsity	\$0.00											\$0.00	\$0.00
Golf	Girls	Jr Varsity	\$0.00											\$0.00	\$0.00
Gymnastics	Girls	Jr Varsity	\$0.00											\$0.00	\$0.00
Lacrosse	Girls	Jr Varsity	\$0.00											\$0.00	\$0.00
Rifle	Girls	Jr Varsity	\$0.00											\$0.00	\$0.00
Soccer	Girls	Jr Varsity	\$0.00											\$0.00	\$0.00
Softball, Fast Pitch	Girls	Jr Varsity	\$0.00											\$0.00	\$0.00
Swimming and Diving	Girls	Jr Varsity	\$0.00											\$0.00	\$0.00
Tennis	Girls	Jr Varsity	\$0.00											\$0.00	\$0.00
Track & Field (Indoor)	Girls	Jr Varsity	\$0.00											\$0.00	\$0.00

INTERSCHOLASTIC ATHLETIC OPPORTUNITIES DISCLOSURE FORM 16.4

2015 - 2016 School Year

School: East Hills MS - 4956

Page 3 - Section 1: Financial Information

LEA: Bethlehem Area SD - 120481002

ATHLETIC EXPENDITURES

Team	Boys/Girls	Level	Total Annual School Team Expenditures	SCHOOL'S ANNUAL EXPENDITURES FOR EACH TEAM							NON-SCHOOL (BOOSTER CLUBS, ALUMNI & OTHER NON-SCHOOL) CONTRIBUTIONS & PURCHASES			
				Travel ¹	Uniforms ²	Supplies and Equipment ³	Facilities ⁴	Other	Coaching Staff Compensation per Sport per Season			Total Compensation For All Athletic Trainers Per Academic Year	List total value of contributions per team	List total value of purchases per team
									Fall	Winter	Spring			
Totals				\$7,252.64	\$0.00	\$6,363.72	\$67.71	\$22,160.45	\$21,671.52	\$13,950.23	\$8,329.23	\$50,000.00	\$0.00	\$0.00
Track & Field (Outdoor)	Girls	Jr Varsity	\$0.00										\$0.00	\$0.00
Volleyball	Girls	Jr Varsity	\$0.00										\$0.00	\$0.00
Water Polo	Girls	Jr Varsity	\$0.00										\$0.00	\$0.00
Basketball	Girls	Freshman	\$0.00										\$0.00	\$0.00
Bowling	Girls	Freshman	\$0.00										\$0.00	\$0.00
Competitive Spirit	Girls	Freshman	\$0.00										\$0.00	\$0.00
Cross Country	Girls	Freshman	\$0.00										\$0.00	\$0.00
Field Hockey	Girls	Freshman	\$0.00										\$0.00	\$0.00
Golf	Girls	Freshman	\$0.00										\$0.00	\$0.00
Gymnastics	Girls	Freshman	\$0.00										\$0.00	\$0.00
Lacrosse	Girls	Freshman	\$0.00										\$0.00	\$0.00
Rifle	Girls	Freshman	\$0.00										\$0.00	\$0.00
Soccer	Girls	Freshman	\$0.00										\$0.00	\$0.00
Softball, Fast Pitch	Girls	Freshman	\$0.00										\$0.00	\$0.00
Swimming and Diving	Girls	Freshman	\$0.00										\$0.00	\$0.00
Tennis	Girls	Freshman	\$0.00										\$0.00	\$0.00
Track & Field (Indoor)	Girls	Freshman	\$0.00										\$0.00	\$0.00
Track & Field (Outdoor)	Girls	Freshman	\$0.00										\$0.00	\$0.00
Volleyball	Girls	Freshman	\$0.00										\$0.00	\$0.00
Water Polo	Girls	Freshman	\$0.00										\$0.00	\$0.00
Basketball	Girls	8th Grade	\$9,802.28	\$971.83		\$185.68		\$3,083.06		\$5,561.71			\$0.00	\$0.00
Bowling	Girls	8th Grade	\$0.00										\$0.00	\$0.00
Competitive Spirit	Girls	8th Grade	\$0.00										\$0.00	\$0.00
Cross Country	Girls	8th Grade	\$3,155.76	\$227.82		\$10.98		\$1,060.56	\$1,856.40				\$0.00	\$0.00
Field Hockey	Girls	8th Grade	\$10,669.42	\$1,130.09		\$1,258.07		\$2,971.04	\$5,310.22				\$0.00	\$0.00
Golf	Girls	8th Grade	\$0.00										\$0.00	\$0.00
Gymnastics	Girls	8th Grade	\$0.00										\$0.00	\$0.00
Lacrosse	Girls	8th Grade	\$0.00										\$0.00	\$0.00
Rifle	Girls	8th Grade	\$0.00										\$0.00	\$0.00
Soccer	Girls	8th Grade	\$2,185.99	\$223.72				\$805.27			\$1,157.00		\$0.00	\$0.00
Softball, Fast Pitch	Girls	8th Grade	\$7,804.65	\$887.47		\$311.63		\$1,134.79			\$5,470.76		\$0.00	\$0.00
Swimming and Diving	Girls	8th Grade	\$0.00										\$0.00	\$0.00
Tennis	Girls	8th Grade	\$0.00										\$0.00	\$0.00
Track & Field (Indoor)	Girls	8th Grade	\$0.00										\$0.00	\$0.00
Track & Field (Outdoor)	Girls	8th Grade	\$0.00										\$0.00	\$0.00
Volleyball	Girls	8th Grade	\$11,008.31	\$1,226.46		\$2,059.84		\$2,371.16	\$5,350.85				\$0.00	\$0.00
Water Polo	Girls	8th Grade	\$0.00										\$0.00	\$0.00
Basketball	Girls	7th Grade	\$0.00										\$0.00	\$0.00
Bowling	Girls	7th Grade	\$0.00										\$0.00	\$0.00
Competitive Spirit	Girls	7th Grade	\$0.00										\$0.00	\$0.00
Cross Country	Girls	7th Grade	\$0.00										\$0.00	\$0.00
Field Hockey	Girls	7th Grade	\$0.00										\$0.00	\$0.00
Golf	Girls	7th Grade	\$0.00										\$0.00	\$0.00
Gymnastics	Girls	7th Grade	\$0.00										\$0.00	\$0.00
Lacrosse	Girls	7th Grade	\$0.00										\$0.00	\$0.00
Rifle	Girls	7th Grade	\$0.00										\$0.00	\$0.00
Soccer	Girls	7th Grade	\$0.00										\$0.00	\$0.00
Softball, Fast Pitch	Girls	7th Grade	\$0.00										\$0.00	\$0.00
Swimming and Diving	Girls	7th Grade	\$0.00										\$0.00	\$0.00
Tennis	Girls	7th Grade	\$0.00										\$0.00	\$0.00
Track & Field (Indoor)	Girls	7th Grade	\$0.00										\$0.00	\$0.00
Track & Field (Outdoor)	Girls	7th Grade	\$0.00										\$0.00	\$0.00
Volleyball	Girls	7th Grade	\$0.00										\$0.00	\$0.00
Water Polo	Girls	7th Grade	\$0.00										\$0.00	\$0.00

¹ Travel (transportation, housing furnished during travel & per diem dining allowances).

INTERSCHOLASTIC ATHLETIC OPPORTUNITIES DISCLOSURE FORM 16.4

2015 - 2016 School Year

School: East Hills MS - 4956

Page 3 - Section 1: Financial Information

LEA: Bethlehem Area SD - 120481002

ATHLETIC EXPENDITURES

Team	Boys/Girls	Level	Total Annual School Team Expenditures	SCHOOL'S ANNUAL EXPENDITURES FOR EACH TEAM							NON-SCHOOL (BOOSTER CLUBS, ALUMNI & OTHER NON-SCHOOL) CONTRIBUTIONS & PURCHASES				
				Travel ¹	Uniforms ²	Supplies and Equipment ³	Facilities ⁴	Other	Coaching Staff Compensation per Sport per Season			Total Compensation For All Athletic Trainers Per Academic Year	List total value of contributions per team	List total value of purchases per team	
									Fall	Winter	Spring				
			Totals	\$7,252.64	\$0.00	\$6,363.72	\$67.71	\$22,160.45		\$21,671.52	\$13,950.23	\$8,329.23	\$50,000.00	\$0.00	\$0.00

² Purchase and/or Replacement of Athletic Uniforms (clothing for practice & competition).

³ Purchase and/or Replacement of Equipment and Supplies.

⁴ Expenditures for Construction, Renovation, Maintenance, Rental, Expansion and Repair of Athletic Facilities.

Note: For a facility shared by multiple teams, calculate per team cost by dividing total facility expenditures by number of teams using facility or by using the percentage of time used by each team.

INTERSCHOLASTIC ATHLETIC OPPORTUNITIES DISCLOSURE FORM 16.4

2015 - 2016 School Year

School: East Hills MS - 4956

Page 4 - Section 1: Comments

LEA: Bethlehem Area SD - 120481002

Please Provide All Applicable Comments Below

For Best Results, Compose In A Word Processor, Copy And Paste To The Formula Bar Above, Then Press Enter.

Input Is Limited To 100 Characters

INTERSCHOLASTIC ATHLETIC OPPORTUNITIES DISCLOSURE FORM 16.4

2015 - 2016 School Year

School: East Hills MS - 4956

Page 5 - Section 1: Gender and Race/Ethnicity Information

LEA: Bethlehem Area SD - 120481002

Gender	School Totals								Athletic Program Totals							
	Race/Ethnicity Code								Race/Ethnicity Code							
	American Indian/Alaskan Native	Black/African American (Not Hispanic)	Hispanic (Any Race)	White/Caucasian (Not Hispanic)	Multi-Racial (Not Hispanic)	Asian (Not Hispanic)	Native Hawaiian or Other Pacific Islander (Not Hispanic)	Total	American Indian/Alaskan Native	Black/African American (Not Hispanic)	Hispanic (Any Race)	White/Caucasian (Not Hispanic)	Multi-Racial (Not Hispanic)	Asian (Not Hispanic)	Native Hawaiian or Other Pacific Islander (Not Hispanic)	Total
Male	*	36	84	216	*	13	0	354	0	16	23	73	0	0	0	112
Female	0	23	79	223	*	*	0	346	0	19	22	78	0	0	0	119
Total	*	59	163	439	*	*	0	700	0	35	45	151	0	0	0	231

Note: Some information has been redacted in order to protect individual identification

INTERSCHOLASTIC ATHLETIC OPPORTUNITIES DISCLOSURE FORM 16.4

2015 - 2016 School Year

Page 1 - Section 1: General Information

Ver 16.4

LEA & School Information

LEA Name:	Bethlehem Area SD
LEA Address:	1516 Sycamore St Bethlehem, PA 18017
LEA AUN:	120481002
School Name:	Nitschmann MS
School Address:	909 W Union Blvd Bethlehem, PA 18018
School Number:	3463

School Enrollment Data

		Grade	Boys	Girls	Total
		7th	144	121	265
		8th	126	125	251
		9th	0	0	0
		10th	0	0	0
		11th	0	0	0
		12th	0	0	0
		Total	270	246	516

Contact Information

Name of LEAs Title IX Compliance Officer:	Russell Giordano		
Telephone Number:	610-861-0500	Extension:	60226
Email Address:	rgiordano@basdschools.org		
Name of Individual Completing This Form:	Stacy Gober		
Telephone Number:	610-861-0500	Extension:	60202
Email Address:	sgober@basdschools.org		

Interscholastic Team Sponsorship

Does This School Sponsor Any Interscholastic Athletic Teams? (Yes or No)	Yes
---	------------



If Your Answer To The Above Question Is No, **Stop!**
 If You Have Athletes Playing For Another School, Please Explain On Page 4.
 Otherwise, You Do Not Need To Complete The Remainder Of The Survey For This School.
 Please Submit Per The Instructions Provided.

INTERSCHOLASTIC ATHLETIC OPPORTUNITIES DISCLOSURE FORM 16.4

2015 - 2016 School Year

School: Nitschmann MS - 3463

Page 2 - Section 1: Team Information

LEA: Bethlehem Area SD - 120481002

TEAM MEMBERSHIP														COACHES & TRAINERS																	
Sport	Boys/Girls	Level	Total Number of Participants (As Of The Day Of The First Scheduled Team Competition)			Season(s) Team Competes			Team History (Format =YYYY, e.g. 1955)				Total Number of Competitions Scheduled Per Season				Total Number of Competitions Played Per Season				NUMBER OF COACHES PER TEAM				PERCENTAGE OF TIME SPENT BY EACH ATHLETIC TRAINER WITH EACH TEAM						
			Boys	Girls	TOTAL	F	W	S	Year Established ¹	Year of Demotion	Year of Elimination	Year of Reinstatement	F	W	S	Total	F	W	S	Total	Head		Assistant		Trainer 1	Trainer 2	Trainer 3	Trainer 4			
																					Full Time	Part Time	Full Time	Part Time							
Baseball	Boys	Varsity			0									0					0								0.00%	0.00%	0.00%	0.00%	
Basketball	Boys	Varsity			0									0					0									0.00%	0.00%	0.00%	0.00%
Bowling	Boys	Varsity			0									0					0									0.00%	0.00%	0.00%	0.00%
Cross Country	Boys	Varsity			0									0					0									0.00%	0.00%	0.00%	0.00%
Football	Boys	Varsity			0									0					0									0.00%	0.00%	0.00%	0.00%
Golf	Boys	Varsity			0									0					0									0.00%	0.00%	0.00%	0.00%
Lacrosse	Boys	Varsity			0									0					0									0.00%	0.00%	0.00%	0.00%
Rifle	Boys	Varsity			0									0					0									0.00%	0.00%	0.00%	0.00%
Soccer	Boys	Varsity			0									0					0									0.00%	0.00%	0.00%	0.00%
Swimming and Diving	Boys	Varsity			0									0					0									0.00%	0.00%	0.00%	0.00%
Tennis	Boys	Varsity			0									0					0									0.00%	0.00%	0.00%	0.00%
Track & Field (Indoor)	Boys	Varsity			0									0					0									0.00%	0.00%	0.00%	0.00%
Track & Field (Outdoor)	Boys	Varsity			0									0					0									0.00%	0.00%	0.00%	0.00%
Volleyball	Boys	Varsity			0									0					0									0.00%	0.00%	0.00%	0.00%
Water Polo	Boys	Varsity			0									0					0									0.00%	0.00%	0.00%	0.00%
Wrestling	Boys	Varsity			0									0					0									0.00%	0.00%	0.00%	0.00%
Baseball	Boys	Jr Varsity			0									0					0									0.00%	0.00%	0.00%	0.00%
Basketball	Boys	Jr Varsity			0									0					0									0.00%	0.00%	0.00%	0.00%
Bowling	Boys	Jr Varsity			0									0					0									0.00%	0.00%	0.00%	0.00%
Cross Country	Boys	Jr Varsity			0									0					0									0.00%	0.00%	0.00%	0.00%
Football	Boys	Jr Varsity			0									0					0									0.00%	0.00%	0.00%	0.00%
Golf	Boys	Jr Varsity			0									0					0									0.00%	0.00%	0.00%	0.00%
Lacrosse	Boys	Jr Varsity			0									0					0									0.00%	0.00%	0.00%	0.00%
Rifle	Boys	Jr Varsity			0									0					0									0.00%	0.00%	0.00%	0.00%
Soccer	Boys	Jr Varsity			0									0					0									0.00%	0.00%	0.00%	0.00%
Swimming and Diving	Boys	Jr Varsity			0									0					0									0.00%	0.00%	0.00%	0.00%
Tennis	Boys	Jr Varsity			0									0					0									0.00%	0.00%	0.00%	0.00%
Track & Field (Indoor)	Boys	Jr Varsity			0									0					0									0.00%	0.00%	0.00%	0.00%
Track & Field (Outdoor)	Boys	Jr Varsity			0									0					0									0.00%	0.00%	0.00%	0.00%
Volleyball	Boys	Jr Varsity			0									0					0									0.00%	0.00%	0.00%	0.00%
Water Polo	Boys	Jr Varsity			0									0					0									0.00%	0.00%	0.00%	0.00%
Wrestling	Boys	Jr Varsity			0									0					0									0.00%	0.00%	0.00%	0.00%
Baseball	Boys	Freshman			0									0					0									0.00%	0.00%	0.00%	0.00%
Basketball	Boys	Freshman			0									0					0									0.00%	0.00%	0.00%	0.00%
Bowling	Boys	Freshman			0									0					0									0.00%	0.00%	0.00%	0.00%
Cross Country	Boys	Freshman			0									0					0									0.00%	0.00%	0.00%	0.00%
Football	Boys	Freshman			0									0					0									0.00%	0.00%	0.00%	0.00%
Golf	Boys	Freshman			0									0					0									0.00%	0.00%	0.00%	0.00%

INTERSCHOLASTIC ATHLETIC OPPORTUNITIES DISCLOSURE FORM 16.4

2015 - 2016 School Year

School: Nitschmann MS - 3463

Page 2 - Section 1: Team Information

LEA: Bethlehem Area SD - 120481002

TEAM MEMBERSHIP														COACHES & TRAINERS															
Sport	Boys/Girls	Level	Total Number of Participants (As Of The Day Of The First Scheduled Team Competition)			Season(s) Team Competes			Team History (Format =YYYY, e.g. 1955)				Total Number of Competitions Scheduled Per Season				Total Number of Competitions Played Per Season				NUMBER OF COACHES PER TEAM				PERCENTAGE OF TIME SPENT BY EACH ATHLETIC TRAINER WITH EACH TEAM				
			Boys	Girls	TOTAL	F	W	S	Year Established ¹	Year of Demotion	Year of Elimination	Year of Reinstatement	F	W	S	Total	F	W	S	Total	Head		Assistant		Trainer 1	Trainer 2	Trainer 3	Trainer 4	
																					Full Time	Part Time	Full Time	Part Time					
Lacrosse	Boys	Freshman			0									0					0					0.00%	0.00%	0.00%	0.00%		
Rifle	Boys	Freshman			0									0					0					0.00%	0.00%	0.00%	0.00%		
Soccer	Boys	Freshman			0									0					0					0.00%	0.00%	0.00%	0.00%		
Swimming and Diving	Boys	Freshman			0									0					0					0.00%	0.00%	0.00%	0.00%		
Tennis	Boys	Freshman			0									0					0					0.00%	0.00%	0.00%	0.00%		
Track & Field (Indoor)	Boys	Freshman			0									0					0					0.00%	0.00%	0.00%	0.00%		
Track & Field (Outdoor)	Boys	Freshman			0									0					0					0.00%	0.00%	0.00%	0.00%		
Volleyball	Boys	Freshman			0									0					0					0.00%	0.00%	0.00%	0.00%		
Water Polo	Boys	Freshman			0									0					0					0.00%	0.00%	0.00%	0.00%		
Wrestling	Boys	Freshman			0									0					0					0.00%	0.00%	0.00%	0.00%		
Baseball	Boys	8th Grade			0									0					0					0.00%	0.00%	0.00%	0.00%		
Basketball	Boys	8th Grade	17		17		Yes		1983					16				16				1		1	0.00%	0.00%	0.00%	0.00%	
Bowling	Boys	8th Grade			0									0					0					0.00%	0.00%	0.00%	0.00%		
Cross Country	Boys	8th Grade	26		26	Yes			1983				8			8	8		8			1		1	0.00%	0.00%	0.00%	0.00%	
Football	Boys	8th Grade	47		47	Yes			1983				8			8	8		8			1		1	0.00%	0.00%	0.00%	0.00%	
Golf	Boys	8th Grade			0									0					0					0.00%	0.00%	0.00%	0.00%		
Lacrosse	Boys	8th Grade			0									0					0					0.00%	0.00%	0.00%	0.00%		
Rifle	Boys	8th Grade			0									0					0					0.00%	0.00%	0.00%	0.00%		
Soccer	Boys	8th Grade	25		25			Yes	1983					16			16	16		16			1		1	0.00%	0.00%	0.00%	0.00%
Swimming and Diving	Boys	8th Grade			0									0					0					0.00%	0.00%	0.00%	0.00%		
Tennis	Boys	8th Grade			0									0					0					0.00%	0.00%	0.00%	0.00%		
Track & Field (Indoor)	Boys	8th Grade			0									0					0					0.00%	0.00%	0.00%	0.00%		
Track & Field (Outdoor)	Boys	8th Grade			0									0					0					0.00%	0.00%	0.00%	0.00%		
Volleyball	Boys	8th Grade			0									0					0					0.00%	0.00%	0.00%	0.00%		
Water Polo	Boys	8th Grade			0									0					0					0.00%	0.00%	0.00%	0.00%		
Wrestling	Boys	8th Grade			0									0					0					0.00%	0.00%	0.00%	0.00%		

INTERSCHOLASTIC ATHLETIC OPPORTUNITIES DISCLOSURE FORM 16.4

2015 - 2016 School Year

School: Nitschmann MS - 3463

Page 2 - Section 1: Team Information

LEA: Bethlehem Area SD - 120481002

TEAM MEMBERSHIP														COACHES & TRAINERS																
Sport	Boys/Girls	Level	Total Number of Participants (As Of The Day Of The First Scheduled Team Competition)			Season(s) Team Competes			Team History (Format =YYYY, e.g. 1955)				Total Number of Competitions Scheduled Per Season				Total Number of Competitions Played Per Season				NUMBER OF COACHES PER TEAM				PERCENTAGE OF TIME SPENT BY EACH ATHLETIC TRAINER WITH EACH TEAM					
			Boys	Girls	TOTAL	F	W	S	Year Established ¹	Year of Demotion	Year of Elimination	Year of Reinstatement	F	W	S	Total	F	W	S	Total	Head		Assistant		Trainer 1	Trainer 2	Trainer 3	Trainer 4		
																					Full Time	Part Time	Full Time	Part Time						
Baseball	Boys	7th Grade			0									0					0							0.00%	0.00%	0.00%	0.00%	
Basketball	Boys	7th Grade			0									0					0								0.00%	0.00%	0.00%	0.00%
Bowling	Boys	7th Grade			0									0					0								0.00%	0.00%	0.00%	0.00%
Cross Country	Boys	7th Grade			0									0					0								0.00%	0.00%	0.00%	0.00%
Football	Boys	7th Grade			0									0					0								0.00%	0.00%	0.00%	0.00%
Golf	Boys	7th Grade			0									0					0								0.00%	0.00%	0.00%	0.00%
Lacrosse	Boys	7th Grade			0									0					0								0.00%	0.00%	0.00%	0.00%
Rifle	Boys	7th Grade			0									0					0								0.00%	0.00%	0.00%	0.00%
Soccer	Boys	7th Grade			0									0					0								0.00%	0.00%	0.00%	0.00%
Swimming and Diving	Boys	7th Grade			0									0					0								0.00%	0.00%	0.00%	0.00%
Tennis	Boys	7th Grade			0									0					0								0.00%	0.00%	0.00%	0.00%
Track & Field (Indoor)	Boys	7th Grade			0									0					0								0.00%	0.00%	0.00%	0.00%
Track & Field (Outdoor)	Boys	7th Grade			0									0					0								0.00%	0.00%	0.00%	0.00%
Volleyball	Boys	7th Grade			0									0					0								0.00%	0.00%	0.00%	0.00%
Water Polo	Boys	7th Grade			0									0					0								0.00%	0.00%	0.00%	0.00%
Wrestling	Boys	7th Grade			0									0					0								0.00%	0.00%	0.00%	0.00%
Basketball	Girls	Varsity			0									0					0								0.00%	0.00%	0.00%	0.00%
Bowling	Girls	Varsity			0									0					0								0.00%	0.00%	0.00%	0.00%
Competitive Spirit	Girls	Varsity			0									0					0								0.00%	0.00%	0.00%	0.00%
Cross Country	Girls	Varsity			0									0					0								0.00%	0.00%	0.00%	0.00%
Field Hockey	Girls	Varsity			0									0					0								0.00%	0.00%	0.00%	0.00%
Golf	Girls	Varsity			0									0					0								0.00%	0.00%	0.00%	0.00%
Gymnastics	Girls	Varsity			0									0					0								0.00%	0.00%	0.00%	0.00%
Lacrosse	Girls	Varsity			0									0					0								0.00%	0.00%	0.00%	0.00%
Rifle	Girls	Varsity			0									0					0								0.00%	0.00%	0.00%	0.00%
Soccer	Girls	Varsity			0									0					0								0.00%	0.00%	0.00%	0.00%
Softball, Fast Pitch	Girls	Varsity			0									0					0								0.00%	0.00%	0.00%	0.00%
Swimming and Diving	Girls	Varsity			0									0					0								0.00%	0.00%	0.00%	0.00%
Tennis	Girls	Varsity			0									0					0								0.00%	0.00%	0.00%	0.00%
Track & Field (Indoor)	Girls	Varsity			0									0					0								0.00%	0.00%	0.00%	0.00%
Track & Field (Outdoor)	Girls	Varsity			0									0					0								0.00%	0.00%	0.00%	0.00%
Volleyball	Girls	Varsity			0									0					0								0.00%	0.00%	0.00%	0.00%

INTERSCHOLASTIC ATHLETIC OPPORTUNITIES DISCLOSURE FORM 16.4

2015 - 2016 School Year

School: Nitschmann MS - 3463

Page 2 - Section 1: Team Information

LEA: Bethlehem Area SD - 120481002

TEAM MEMBERSHIP														COACHES & TRAINERS																
Sport	Boys/Girls	Level	Total Number of Participants (As Of The Day Of The First Scheduled Team Competition)			Season(s) Team Competes			Team History (Format =YYYY, e.g. 1955)				Total Number of Competitions Scheduled Per Season				Total Number of Competitions Played Per Season				NUMBER OF COACHES PER TEAM				PERCENTAGE OF TIME SPENT BY EACH ATHLETIC TRAINER WITH EACH TEAM					
			Boys	Girls	TOTAL	F	W	S	Year Established ¹	Year of Demotion	Year of Elimination	Year of Reinstatement	F	W	S	Total	F	W	S	Total	Head		Assistant		Trainer 1	Trainer 2	Trainer 3	Trainer 4		
																					Full Time	Part Time	Full Time	Part Time						
Water Polo	Girls	Varsity			0									0					0								0.00%	0.00%	0.00%	0.00%
Basketball	Girls	Jr Varsity			0									0					0								0.00%	0.00%	0.00%	0.00%
Bowling	Girls	Jr Varsity			0									0					0								0.00%	0.00%	0.00%	0.00%
Competitive Spirit	Girls	Jr Varsity			0									0					0								0.00%	0.00%	0.00%	0.00%
Cross Country	Girls	Jr Varsity			0									0					0								0.00%	0.00%	0.00%	0.00%
Field Hockey	Girls	Jr Varsity			0									0					0								0.00%	0.00%	0.00%	0.00%
Golf	Girls	Jr Varsity			0									0					0								0.00%	0.00%	0.00%	0.00%
Gymnastics	Girls	Jr Varsity			0									0					0								0.00%	0.00%	0.00%	0.00%
Lacrosse	Girls	Jr Varsity			0									0					0								0.00%	0.00%	0.00%	0.00%
Rifle	Girls	Jr Varsity			0									0					0								0.00%	0.00%	0.00%	0.00%
Soccer	Girls	Jr Varsity			0									0					0								0.00%	0.00%	0.00%	0.00%
Softball, Fast Pitch	Girls	Jr Varsity			0									0					0								0.00%	0.00%	0.00%	0.00%
Swimming and Diving	Girls	Jr Varsity			0									0					0								0.00%	0.00%	0.00%	0.00%
Tennis	Girls	Jr Varsity			0									0					0								0.00%	0.00%	0.00%	0.00%
Track & Field (Indoor)	Girls	Jr Varsity			0									0					0								0.00%	0.00%	0.00%	0.00%
Track & Field (Outdoor)	Girls	Jr Varsity			0									0					0								0.00%	0.00%	0.00%	0.00%
Volleyball	Girls	Jr Varsity			0									0					0								0.00%	0.00%	0.00%	0.00%
Water Polo	Girls	Jr Varsity			0									0					0								0.00%	0.00%	0.00%	0.00%
Basketball	Girls	Freshman			0									0					0								0.00%	0.00%	0.00%	0.00%
Bowling	Girls	Freshman			0									0					0								0.00%	0.00%	0.00%	0.00%
Competitive Spirit	Girls	Freshman			0									0					0								0.00%	0.00%	0.00%	0.00%
Cross Country	Girls	Freshman			0									0					0								0.00%	0.00%	0.00%	0.00%
Field Hockey	Girls	Freshman			0									0					0								0.00%	0.00%	0.00%	0.00%
Golf	Girls	Freshman			0									0					0								0.00%	0.00%	0.00%	0.00%
Gymnastics	Girls	Freshman			0									0					0								0.00%	0.00%	0.00%	0.00%
Lacrosse	Girls	Freshman			0									0					0								0.00%	0.00%	0.00%	0.00%
Rifle	Girls	Freshman			0									0					0								0.00%	0.00%	0.00%	0.00%
Soccer	Girls	Freshman			0									0					0								0.00%	0.00%	0.00%	0.00%
Softball, Fast Pitch	Girls	Freshman			0									0					0								0.00%	0.00%	0.00%	0.00%
Swimming and Diving	Girls	Freshman			0									0					0								0.00%	0.00%	0.00%	0.00%
Tennis	Girls	Freshman			0									0					0								0.00%	0.00%	0.00%	0.00%
Track & Field (Indoor)	Girls	Freshman			0									0					0								0.00%	0.00%	0.00%	0.00%

INTERSCHOLASTIC ATHLETIC OPPORTUNITIES DISCLOSURE FORM 16.4

2015 - 2016 School Year

School: Nitschmann MS - 3463

Page 2 - Section 1: Team Information

LEA: Bethlehem Area SD - 120481002

TEAM MEMBERSHIP														COACHES & TRAINERS																	
Sport	Boys/Girls	Level	Total Number of Participants (As Of The Day Of The First Scheduled Team Competition)			Season(s) Team Competes			Team History (Format =YYYY, e.g. 1955)				Total Number of Competitions Scheduled Per Season				Total Number of Competitions Played Per Season				NUMBER OF COACHES PER TEAM				PERCENTAGE OF TIME SPENT BY EACH ATHLETIC TRAINER WITH EACH TEAM						
			Boys	Girls	TOTAL	F	W	S	Year Established ¹	Year of Demotion	Year of Elimination	Year of Reinstatement	F	W	S	Total	F	W	S	Total	Head		Assistant		Trainer 1	Trainer 2	Trainer 3	Trainer 4			
																					Full Time	Part Time	Full Time	Part Time							
Track & Field (Outdoor)	Girls	Freshman			0									0					0							0.00%	0.00%	0.00%	0.00%		
Volleyball	Girls	Freshman			0									0					0								0.00%	0.00%	0.00%	0.00%	
Water Polo	Girls	Freshman			0									0					0								0.00%	0.00%	0.00%	0.00%	
Basketball	Girls	8th Grade		18	18		Yes		1983					18	18		18	18				1			1			0.00%	0.00%	0.00%	0.00%
Bowling	Girls	8th Grade			0									0					0									0.00%	0.00%	0.00%	0.00%
Competitive Spirit	Girls	8th Grade			0									0					0									0.00%	0.00%	0.00%	0.00%
Cross Country	Girls	8th Grade		29	29	Yes			1983				7			7	7			7			1					0.00%	0.00%	0.00%	0.00%
Field Hockey	Girls	8th Grade		24	24	Yes			1998				16			16	16			16			1			1		0.00%	0.00%	0.00%	0.00%
Golf	Girls	8th Grade			0									0					0									0.00%	0.00%	0.00%	0.00%
Gymnastics	Girls	8th Grade			0									0					0									0.00%	0.00%	0.00%	0.00%
Lacrosse	Girls	8th Grade			0									0					0									0.00%	0.00%	0.00%	0.00%
Rifle	Girls	8th Grade			0									0					0									0.00%	0.00%	0.00%	0.00%
Soccer	Girls	8th Grade		18	18			Yes	1986					16	16			16	16				1			1		0.00%	0.00%	0.00%	0.00%
Softball, Fast Pitch	Girls	8th Grade		20	20			Yes	1986					16	16			16	16				1			1		0.00%	0.00%	0.00%	0.00%
Swimming and Diving	Girls	8th Grade			0									0					0									0.00%	0.00%	0.00%	0.00%
Tennis	Girls	8th Grade			0									0					0									0.00%	0.00%	0.00%	0.00%
Track & Field (Indoor)	Girls	8th Grade			0									0					0									0.00%	0.00%	0.00%	0.00%
Track & Field (Outdoor)	Girls	8th Grade			0									0					0									0.00%	0.00%	0.00%	0.00%
Volleyball	Girls	8th Grade		17	17	Yes			1983				16			16	16			16			1			1		0.00%	0.00%	0.00%	0.00%
Water Polo	Girls	8th Grade			0									0					0									0.00%	0.00%	0.00%	0.00%
Basketball	Girls	7th Grade			0									0					0									0.00%	0.00%	0.00%	0.00%
Bowling	Girls	7th Grade			0									0					0									0.00%	0.00%	0.00%	0.00%
Competitive Spirit	Girls	7th Grade			0									0					0									0.00%	0.00%	0.00%	0.00%
Cross Country	Girls	7th Grade			0									0					0									0.00%	0.00%	0.00%	0.00%
Field Hockey	Girls	7th Grade			0									0					0									0.00%	0.00%	0.00%	0.00%
Golf	Girls	7th Grade			0									0					0									0.00%	0.00%	0.00%	0.00%

INTERSCHOLASTIC ATHLETIC OPPORTUNITIES DISCLOSURE FORM 16.4

2015 - 2016 School Year

School: Nitschmann MS - 3463

Page 2 - Section 1: Team Information

LEA: Bethlehem Area SD - 120481002

TEAM MEMBERSHIP														COACHES & TRAINERS														
Sport	Boys/Girls	Level	Total Number of Participants <small>(As Of The Day Of The First Scheduled Team Competition)</small>			Season(s) Team Competes			Team History <small>(Format =YYYY, e.g. 1955)</small>				Total Number of Competitions Scheduled Per Season				Total Number of Competitions Played Per Season				NUMBER OF COACHES PER TEAM				PERCENTAGE OF TIME SPENT BY EACH ATHLETIC TRAINER WITH EACH TEAM			
			Boys	Girls	TOTAL	F	W	S	Year Established ¹	Year of Demotion	Year of Elimination	Year of Reinstatement	F	W	S	Total	F	W	S	Total	Head		Assistant		Trainer 1	Trainer 2	Trainer 3	Trainer 4
																					Full Time	Part Time	Full Time	Part Time				
Gymnastics	Girls	7th Grade			0																				0.00%	0.00%	0.00%	0.00%
Lacrosse	Girls	7th Grade			0																				0.00%	0.00%	0.00%	0.00%
Rifle	Girls	7th Grade			0																				0.00%	0.00%	0.00%	0.00%
Soccer	Girls	7th Grade			0																				0.00%	0.00%	0.00%	0.00%
Softball, Fast Pitch	Girls	7th Grade			0																				0.00%	0.00%	0.00%	0.00%
Swimming and Diving	Girls	7th Grade			0																				0.00%	0.00%	0.00%	0.00%
Tennis	Girls	7th Grade			0																				0.00%	0.00%	0.00%	0.00%
Track & Field (Indoor)	Girls	7th Grade			0																				0.00%	0.00%	0.00%	0.00%
Track & Field (Outdoor)	Girls	7th Grade			0																				0.00%	0.00%	0.00%	0.00%
Volleyball	Girls	7th Grade			0																				0.00%	0.00%	0.00%	0.00%
Water Polo	Girls	7th Grade			0																				0.00%	0.00%	0.00%	0.00%

¹ For initial submission and for interscholastic athletic teams that were newly established.

INTERSCHOLASTIC ATHLETIC OPPORTUNITIES DISCLOSURE FORM 16.4

2015 - 2016 School Year

School: Nitschmann MS - 3463

Page 3 - Section 1: Financial Information

LEA: Bethlehem Area SD - 120481002

ATHLETIC EXPENDITURES

Team	Boys/Girls	Level	Total Annual School Team Expenditures	SCHOOL'S ANNUAL EXPENDITURES FOR EACH TEAM							NON-SCHOOL (BOOSTER CLUBS, ALUMNI & OTHER NON-SCHOOL) CONTRIBUTIONS & PURCHASES			
				Travel ¹	Uniforms ²	Supplies and Equipment ³	Facilities ⁴	Other	Coaching Staff Compensation per Sport per Season			Total Compensation For All Athletic Trainers Per Academic Year	List total value of contributions per team	List total value of purchases per team
									Fall	Winter	Spring			
			Totals	\$8,036.55	\$1,762.50	\$8,193.51	\$68.22	\$18,266.76	\$20,738.32	\$15,508.66	\$9,992.55	\$50,000.00	\$0.00	\$0.00
Baseball	Boys	Varsity	\$0.00										\$0.00	\$0.00
Basketball	Boys	Varsity	\$0.00										\$0.00	\$0.00
Bowling	Boys	Varsity	\$0.00										\$0.00	\$0.00
Cross Country	Boys	Varsity	\$0.00										\$0.00	\$0.00
Football	Boys	Varsity	\$0.00										\$0.00	\$0.00
Golf	Boys	Varsity	\$0.00										\$0.00	\$0.00
Lacrosse	Boys	Varsity	\$0.00										\$0.00	\$0.00
Rifle	Boys	Varsity	\$0.00										\$0.00	\$0.00
Soccer	Boys	Varsity	\$0.00										\$0.00	\$0.00
Swimming and Diving	Boys	Varsity	\$0.00										\$0.00	\$0.00
Tennis	Boys	Varsity	\$0.00										\$0.00	\$0.00
Track & Field (Indoor)	Boys	Varsity	\$0.00										\$0.00	\$0.00
Track & Field (Outdoor)	Boys	Varsity	\$0.00										\$0.00	\$0.00
Volleyball	Boys	Varsity	\$0.00										\$0.00	\$0.00
Water Polo	Boys	Varsity	\$0.00										\$0.00	\$0.00
Wrestling	Boys	Varsity	\$0.00										\$0.00	\$0.00
Baseball	Boys	Jr Varsity	\$0.00										\$0.00	\$0.00
Basketball	Boys	Jr Varsity	\$0.00										\$0.00	\$0.00
Bowling	Boys	Jr Varsity	\$0.00										\$0.00	\$0.00
Cross Country	Boys	Jr Varsity	\$0.00										\$0.00	\$0.00
Football	Boys	Jr Varsity	\$0.00										\$0.00	\$0.00
Golf	Boys	Jr Varsity	\$0.00										\$0.00	\$0.00
Lacrosse	Boys	Jr Varsity	\$0.00										\$0.00	\$0.00
Rifle	Boys	Jr Varsity	\$0.00										\$0.00	\$0.00
Soccer	Boys	Jr Varsity	\$0.00										\$0.00	\$0.00
Swimming and Diving	Boys	Jr Varsity	\$0.00										\$0.00	\$0.00
Tennis	Boys	Jr Varsity	\$0.00										\$0.00	\$0.00
Track & Field (Indoor)	Boys	Jr Varsity	\$0.00										\$0.00	\$0.00
Track & Field (Outdoor)	Boys	Jr Varsity	\$0.00										\$0.00	\$0.00
Volleyball	Boys	Jr Varsity	\$0.00										\$0.00	\$0.00
Water Polo	Boys	Jr Varsity	\$0.00										\$0.00	\$0.00
Wrestling	Boys	Jr Varsity	\$0.00										\$0.00	\$0.00
Baseball	Boys	Freshman	\$0.00										\$0.00	\$0.00
Basketball	Boys	Freshman	\$0.00										\$0.00	\$0.00
Bowling	Boys	Freshman	\$0.00										\$0.00	\$0.00
Cross Country	Boys	Freshman	\$0.00										\$0.00	\$0.00
Football	Boys	Freshman	\$0.00										\$0.00	\$0.00
Golf	Boys	Freshman	\$0.00										\$0.00	\$0.00
Lacrosse	Boys	Freshman	\$0.00										\$0.00	\$0.00
Rifle	Boys	Freshman	\$0.00										\$0.00	\$0.00
Soccer	Boys	Freshman	\$0.00										\$0.00	\$0.00
Swimming and Diving	Boys	Freshman	\$0.00										\$0.00	\$0.00
Tennis	Boys	Freshman	\$0.00										\$0.00	\$0.00
Track & Field (Indoor)	Boys	Freshman	\$0.00										\$0.00	\$0.00
Track & Field (Outdoor)	Boys	Freshman	\$0.00										\$0.00	\$0.00
Volleyball	Boys	Freshman	\$0.00										\$0.00	\$0.00
Water Polo	Boys	Freshman	\$0.00										\$0.00	\$0.00
Wrestling	Boys	Freshman	\$0.00										\$0.00	\$0.00
Baseball	Boys	8th Grade	\$0.00										\$0.00	\$0.00
Basketball	Boys	8th Grade	\$11,635.53	\$1,164.79		\$211.46		\$1,481.08		\$8,778.20			\$0.00	\$0.00
Bowling	Boys	8th Grade	\$0.00										\$0.00	\$0.00
Cross Country	Boys	8th Grade	\$2,908.28	\$233.10		\$26.57		\$1,348.00	\$1,300.61				\$0.00	\$0.00
Football	Boys	8th Grade	\$22,907.05	\$2,179.05	\$1,762.50	\$5,263.30	\$68.22	\$4,671.05	\$8,962.93				\$0.00	\$0.00
Golf	Boys	8th Grade	\$0.00										\$0.00	\$0.00
Lacrosse	Boys	8th Grade	\$0.00										\$0.00	\$0.00

INTERSCHOLASTIC ATHLETIC OPPORTUNITIES DISCLOSURE FORM 16.4

2015 - 2016 School Year

School: Nitschmann MS - 3463

Page 3 - Section 1: Financial Information

LEA: Bethlehem Area SD - 120481002

ATHLETIC EXPENDITURES

Team	Boys/Girls	Level	Total Annual School Team Expenditures	SCHOOL'S ANNUAL EXPENDITURES FOR EACH TEAM							NON-SCHOOL (BOOSTER CLUBS, ALUMNI & OTHER NON-SCHOOL) CONTRIBUTIONS & PURCHASES			
				Travel ¹	Uniforms ²	Supplies and Equipment ³	Facilities ⁴	Other	Coaching Staff Compensation per Sport per Season			Total Compensation For All Athletic Trainers Per Academic Year	List total value of contributions per team	List total value of purchases per team
									Fall	Winter	Spring			
Totals				\$8,036.55	\$1,762.50	\$8,193.51	\$68.22	\$18,266.76	\$20,738.32	\$15,508.66	\$9,992.55	\$50,000.00	\$0.00	\$0.00
Rifle	Boys	8th Grade	\$0.00										\$0.00	\$0.00
Soccer	Boys	8th Grade	\$5,015.42	\$546.67				\$1,243.08			\$3,225.67		\$0.00	\$0.00
Swimming and Diving	Boys	8th Grade	\$0.00										\$0.00	\$0.00
Tennis	Boys	8th Grade	\$0.00										\$0.00	\$0.00
Track & Field (Indoor)	Boys	8th Grade	\$0.00										\$0.00	\$0.00
Track & Field (Outdoor)	Boys	8th Grade	\$0.00										\$0.00	\$0.00
Volleyball	Boys	8th Grade	\$0.00										\$0.00	\$0.00
Water Polo	Boys	8th Grade	\$0.00										\$0.00	\$0.00
Wrestling	Boys	8th Grade	\$0.00										\$0.00	\$0.00
Baseball	Boys	7th Grade	\$0.00										\$0.00	\$0.00
Basketball	Boys	7th Grade	\$0.00										\$0.00	\$0.00
Bowling	Boys	7th Grade	\$0.00										\$0.00	\$0.00
Cross Country	Boys	7th Grade	\$0.00										\$0.00	\$0.00
Football	Boys	7th Grade	\$0.00										\$0.00	\$0.00
Golf	Boys	7th Grade	\$0.00										\$0.00	\$0.00
Lacrosse	Boys	7th Grade	\$0.00										\$0.00	\$0.00
Rifle	Boys	7th Grade	\$0.00										\$0.00	\$0.00
Soccer	Boys	7th Grade	\$0.00										\$0.00	\$0.00
Swimming and Diving	Boys	7th Grade	\$0.00										\$0.00	\$0.00
Tennis	Boys	7th Grade	\$0.00										\$0.00	\$0.00
Track & Field (Indoor)	Boys	7th Grade	\$0.00										\$0.00	\$0.00
Track & Field (Outdoor)	Boys	7th Grade	\$0.00										\$0.00	\$0.00
Volleyball	Boys	7th Grade	\$0.00										\$0.00	\$0.00
Water Polo	Boys	7th Grade	\$0.00										\$0.00	\$0.00
Wrestling	Boys	7th Grade	\$0.00										\$0.00	\$0.00
Basketball	Girls	Varsity	\$0.00										\$0.00	\$0.00
Bowling	Girls	Varsity	\$0.00										\$0.00	\$0.00
Competitive Spirit	Girls	Varsity	\$0.00										\$0.00	\$0.00
Cross Country	Girls	Varsity	\$0.00										\$0.00	\$0.00
Field Hockey	Girls	Varsity	\$0.00										\$0.00	\$0.00
Golf	Girls	Varsity	\$0.00										\$0.00	\$0.00
Gymnastics	Girls	Varsity	\$0.00										\$0.00	\$0.00
Lacrosse	Girls	Varsity	\$0.00										\$0.00	\$0.00
Rifle	Girls	Varsity	\$0.00										\$0.00	\$0.00
Soccer	Girls	Varsity	\$0.00										\$0.00	\$0.00
Softball, Fast Pitch	Girls	Varsity	\$0.00										\$0.00	\$0.00
Swimming and Diving	Girls	Varsity	\$0.00										\$0.00	\$0.00
Tennis	Girls	Varsity	\$0.00										\$0.00	\$0.00
Track & Field (Indoor)	Girls	Varsity	\$0.00										\$0.00	\$0.00
Track & Field (Outdoor)	Girls	Varsity	\$0.00										\$0.00	\$0.00
Volleyball	Girls	Varsity	\$0.00										\$0.00	\$0.00
Water Polo	Girls	Varsity	\$0.00										\$0.00	\$0.00
Basketball	Girls	Jr Varsity	\$0.00										\$0.00	\$0.00
Bowling	Girls	Jr Varsity	\$0.00										\$0.00	\$0.00
Competitive Spirit	Girls	Jr Varsity	\$0.00										\$0.00	\$0.00
Cross Country	Girls	Jr Varsity	\$0.00										\$0.00	\$0.00
Field Hockey	Girls	Jr Varsity	\$0.00										\$0.00	\$0.00
Golf	Girls	Jr Varsity	\$0.00										\$0.00	\$0.00
Gymnastics	Girls	Jr Varsity	\$0.00										\$0.00	\$0.00
Lacrosse	Girls	Jr Varsity	\$0.00										\$0.00	\$0.00
Rifle	Girls	Jr Varsity	\$0.00										\$0.00	\$0.00
Soccer	Girls	Jr Varsity	\$0.00										\$0.00	\$0.00
Softball, Fast Pitch	Girls	Jr Varsity	\$0.00										\$0.00	\$0.00
Swimming and Diving	Girls	Jr Varsity	\$0.00										\$0.00	\$0.00
Tennis	Girls	Jr Varsity	\$0.00										\$0.00	\$0.00
Track & Field (Indoor)	Girls	Jr Varsity	\$0.00										\$0.00	\$0.00

INTERSCHOLASTIC ATHLETIC OPPORTUNITIES DISCLOSURE FORM 16.4

2015 - 2016 School Year

School: Nitschmann MS - 3463

Page 3 - Section 1: Financial Information

LEA: Bethlehem Area SD - 120481002

ATHLETIC EXPENDITURES

Team	Boys/Girls	Level	Total Annual School Team Expenditures	SCHOOL'S ANNUAL EXPENDITURES FOR EACH TEAM							NON-SCHOOL (BOOSTER CLUBS, ALUMNI & OTHER NON-SCHOOL) CONTRIBUTIONS & PURCHASES			
				Travel ¹	Uniforms ²	Supplies and Equipment ³	Facilities ⁴	Other	Coaching Staff Compensation per Sport per Season			Total Compensation For All Athletic Trainers Per Academic Year	List total value of contributions per team	List total value of purchases per team
									Fall	Winter	Spring			
Totals				\$8,036.55	\$1,762.50	\$8,193.51	\$68.22	\$18,266.76	\$20,738.32	\$15,508.66	\$9,992.55	\$50,000.00	\$0.00	\$0.00
Track & Field (Outdoor)	Girls	Jr Varsity	\$0.00										\$0.00	\$0.00
Volleyball	Girls	Jr Varsity	\$0.00										\$0.00	\$0.00
Water Polo	Girls	Jr Varsity	\$0.00										\$0.00	\$0.00
Basketball	Girls	Freshman	\$0.00										\$0.00	\$0.00
Bowling	Girls	Freshman	\$0.00										\$0.00	\$0.00
Competitive Spirit	Girls	Freshman	\$0.00										\$0.00	\$0.00
Cross Country	Girls	Freshman	\$0.00										\$0.00	\$0.00
Field Hockey	Girls	Freshman	\$0.00										\$0.00	\$0.00
Golf	Girls	Freshman	\$0.00										\$0.00	\$0.00
Gymnastics	Girls	Freshman	\$0.00										\$0.00	\$0.00
Lacrosse	Girls	Freshman	\$0.00										\$0.00	\$0.00
Rifle	Girls	Freshman	\$0.00										\$0.00	\$0.00
Soccer	Girls	Freshman	\$0.00										\$0.00	\$0.00
Softball, Fast Pitch	Girls	Freshman	\$0.00										\$0.00	\$0.00
Swimming and Diving	Girls	Freshman	\$0.00										\$0.00	\$0.00
Tennis	Girls	Freshman	\$0.00										\$0.00	\$0.00
Track & Field (Indoor)	Girls	Freshman	\$0.00										\$0.00	\$0.00
Track & Field (Outdoor)	Girls	Freshman	\$0.00										\$0.00	\$0.00
Volleyball	Girls	Freshman	\$0.00										\$0.00	\$0.00
Water Polo	Girls	Freshman	\$0.00										\$0.00	\$0.00
Basketball	Girls	8th Grade	\$10,259.61	\$697.53	\$185.68		\$2,645.94		\$6,730.46				\$0.00	\$0.00
Bowling	Girls	8th Grade	\$0.00										\$0.00	\$0.00
Competitive Spirit	Girls	8th Grade	\$0.00										\$0.00	\$0.00
Cross Country	Girls	8th Grade	\$3,243.85	\$259.99	\$29.64		\$1,503.54	\$1,450.68					\$0.00	\$0.00
Field Hockey	Girls	8th Grade	\$8,622.93	\$925.05	\$1,559.35		\$1,667.01	\$4,471.52					\$0.00	\$0.00
Golf	Girls	8th Grade	\$0.00										\$0.00	\$0.00
Gymnastics	Girls	8th Grade	\$0.00										\$0.00	\$0.00
Lacrosse	Girls	8th Grade	\$0.00										\$0.00	\$0.00
Rifle	Girls	8th Grade	\$0.00										\$0.00	\$0.00
Soccer	Girls	8th Grade	\$3,611.10	\$393.60			\$895.01				\$2,322.49		\$0.00	\$0.00
Softball, Fast Pitch	Girls	8th Grade	\$7,362.05	\$940.04	\$278.10		\$1,699.52				\$4,444.39		\$0.00	\$0.00
Swimming and Diving	Girls	8th Grade	\$0.00										\$0.00	\$0.00
Tennis	Girls	8th Grade	\$0.00										\$0.00	\$0.00
Track & Field (Indoor)	Girls	8th Grade	\$0.00										\$0.00	\$0.00
Track & Field (Outdoor)	Girls	8th Grade	\$0.00										\$0.00	\$0.00
Volleyball	Girls	8th Grade	\$7,001.25	\$696.73	\$639.41		\$1,112.53	\$4,552.58					\$0.00	\$0.00
Water Polo	Girls	8th Grade	\$0.00										\$0.00	\$0.00
Basketball	Girls	7th Grade	\$0.00										\$0.00	\$0.00
Bowling	Girls	7th Grade	\$0.00										\$0.00	\$0.00
Competitive Spirit	Girls	7th Grade	\$0.00										\$0.00	\$0.00
Cross Country	Girls	7th Grade	\$0.00										\$0.00	\$0.00
Field Hockey	Girls	7th Grade	\$0.00										\$0.00	\$0.00
Golf	Girls	7th Grade	\$0.00										\$0.00	\$0.00
Gymnastics	Girls	7th Grade	\$0.00										\$0.00	\$0.00
Lacrosse	Girls	7th Grade	\$0.00										\$0.00	\$0.00
Rifle	Girls	7th Grade	\$0.00										\$0.00	\$0.00
Soccer	Girls	7th Grade	\$0.00										\$0.00	\$0.00
Softball, Fast Pitch	Girls	7th Grade	\$0.00										\$0.00	\$0.00
Swimming and Diving	Girls	7th Grade	\$0.00										\$0.00	\$0.00
Tennis	Girls	7th Grade	\$0.00										\$0.00	\$0.00
Track & Field (Indoor)	Girls	7th Grade	\$0.00										\$0.00	\$0.00
Track & Field (Outdoor)	Girls	7th Grade	\$0.00										\$0.00	\$0.00
Volleyball	Girls	7th Grade	\$0.00										\$0.00	\$0.00
Water Polo	Girls	7th Grade	\$0.00										\$0.00	\$0.00

¹ Travel (transportation, housing furnished during travel & per diem dining allowances).

INTERSCHOLASTIC ATHLETIC OPPORTUNITIES DISCLOSURE FORM 16.4

2015 - 2016 School Year

School: Nitschmann MS - 3463

Page 3 - Section 1: Financial Information

LEA: Bethlehem Area SD - 120481002

ATHLETIC EXPENDITURES

Team	Boys/Girls	Level	Total Annual School Team Expenditures	SCHOOL'S ANNUAL EXPENDITURES FOR EACH TEAM							NON-SCHOOL (BOOSTER CLUBS, ALUMNI & OTHER NON-SCHOOL) CONTRIBUTIONS & PURCHASES			
				Travel ¹	Uniforms ²	Supplies and Equipment ³	Facilities ⁴	Other	Coaching Staff Compensation per Sport per Season			Total Compensation For All Athletic Trainers Per Academic Year	List total value of contributions per team	List total value of purchases per team
									Fall	Winter	Spring			
				\$8,036.55	\$1,762.50	\$8,193.51	\$68.22	\$18,266.76	\$20,738.32	\$15,508.66	\$9,992.55	\$50,000.00	\$0.00	\$0.00

² Purchase and/or Replacement of Athletic Uniforms (clothing for practice & competition).

³ Purchase and/or Replacement of Equipment and Supplies.

⁴ Expenditures for Construction, Renovation, Maintenance, Rental, Expansion and Repair of Athletic Facilities.

Note: For a facility shared by multiple teams, calculate per team cost by dividing total facility expenditures by number of teams using facility or by using the percentage of time used by each team.

INTERSCHOLASTIC ATHLETIC OPPORTUNITIES DISCLOSURE FORM 16.4

2015 - 2016 School Year

School: Nitschmann MS - 3463

Page 4 - Section 1: Comments

LEA: Bethlehem Area SD - 120481002

Please Provide All Applicable Comments Below

For Best Results, Compose In A Word Processor, Copy And Paste To The Formula Bar Above, Then Press Enter.

Input Is Limited To 100 Characters

INTERSCHOLASTIC ATHLETIC OPPORTUNITIES DISCLOSURE FORM 16.4

2015 - 2016 School Year

School: Nitschmann MS - 3463

Page 5 - Section 1: Gender and Race/Ethnicity Information

LEA: Bethlehem Area SD - 120481002

Gender	School Totals								Athletic Program Totals							
	Race/Ethnicity Code								Race/Ethnicity Code							
	American Indian/Alaskan Native	Black/African American (Not Hispanic)	Hispanic (Any Race)	White/Caucasian (Not Hispanic)	Multi-Racial (Not Hispanic)	Asian (Not Hispanic)	Native Hawaiian or Other Pacific Islander (Not Hispanic)	Total	American Indian/Alaskan Native	Black/African American (Not Hispanic)	Hispanic (Any Race)	White/Caucasian (Not Hispanic)	Multi-Racial (Not Hispanic)	Asian (Not Hispanic)	Native Hawaiian or Other Pacific Islander (Not Hispanic)	Total
Male	0	26	54	175	*	*	0	270								0
Female	*	19	54	154	*	16	0	246								0
Total	*	45	108	329	*	*	0	516	0	0	0	0	0	0	0	0

Note: Some information has been redacted in order to protect individual identification

INTERSCHOLASTIC ATHLETIC OPPORTUNITIES DISCLOSURE FORM 16.4

2015 - 2016 School Year

Page 1 - Section 1: General Information

Ver 16.4

LEA & School Information

LEA Name:	Bethlehem Area SD
LEA Address:	1516 Sycamore St Bethlehem, PA 18017
LEA AUN:	120481002
School Name:	Northeast MS
School Address:	1170 Fernwood St Bethlehem, PA 18018
School Number:	3462

School Enrollment Data

		Grade	Boys	Girls	Total
		7th	127	128	255
		8th	132	136	268
		9th	0	0	0
		10th	0	0	0
		11th	0	0	0
		12th	0	0	0
		Total	259	264	523

Contact Information

Name of LEAs Title IX Compliance Officer:	Russell Giordano		
Telephone Number:	610-861-0500	Extension:	60226
Email Address:	rgiordano@basdschools.org		
Name of Individual Completing This Form:	Stacy Gober		
Telephone Number:	610-861-0500	Extension:	60202
Email Address:	sgober@basdschools.org		

Interscholastic Team Sponsorship

Does This School Sponsor Any Interscholastic Athletic Teams? (Yes or No)	Yes
---	-----



If Your Answer To The Above Question Is No, **Stop!**
 If You Have Athletes Playing For Another School, Please Explain On Page 4.
 Otherwise, You Do Not Need To Complete The Remainder Of The Survey For This School.
 Please Submit Per The Instructions Provided.

INTERSCHOLASTIC ATHLETIC OPPORTUNITIES DISCLOSURE FORM 16.4

2015 - 2016 School Year

School: Northeast MS - 3462

Page 2 - Section 1: Team Information

LEA: Bethlehem Area SD - 120481002

TEAM MEMBERSHIP														COACHES & TRAINERS																	
Sport	Boys/Girls	Level	Total Number of Participants (As Of The Day Of The First Scheduled Team Competition)			Season(s) Team Competes			Team History (Format =YYYY, e.g. 1955)				Total Number of Competitions Scheduled Per Season				Total Number of Competitions Played Per Season				NUMBER OF COACHES PER TEAM				PERCENTAGE OF TIME SPENT BY EACH ATHLETIC TRAINER WITH EACH TEAM						
			Boys	Girls	TOTAL	F	W	S	Year Established ¹	Year of Demotion	Year of Elimination	Year of Reinstatement	F	W	S	Total	F	W	S	Total	Head		Assistant		Trainer 1	Trainer 2	Trainer 3	Trainer 4			
																					Full Time	Part Time	Full Time	Part Time							
Baseball	Boys	Varsity			0									0					0								0.00%	0.00%	0.00%	0.00%	
Basketball	Boys	Varsity			0									0					0									0.00%	0.00%	0.00%	0.00%
Bowling	Boys	Varsity			0									0					0									0.00%	0.00%	0.00%	0.00%
Cross Country	Boys	Varsity			0									0					0									0.00%	0.00%	0.00%	0.00%
Football	Boys	Varsity			0									0					0									0.00%	0.00%	0.00%	0.00%
Golf	Boys	Varsity			0									0					0									0.00%	0.00%	0.00%	0.00%
Lacrosse	Boys	Varsity			0									0					0									0.00%	0.00%	0.00%	0.00%
Rifle	Boys	Varsity			0									0					0									0.00%	0.00%	0.00%	0.00%
Soccer	Boys	Varsity			0									0					0									0.00%	0.00%	0.00%	0.00%
Swimming and Diving	Boys	Varsity			0									0					0									0.00%	0.00%	0.00%	0.00%
Tennis	Boys	Varsity			0									0					0									0.00%	0.00%	0.00%	0.00%
Track & Field (Indoor)	Boys	Varsity			0									0					0									0.00%	0.00%	0.00%	0.00%
Track & Field (Outdoor)	Boys	Varsity			0									0					0									0.00%	0.00%	0.00%	0.00%
Volleyball	Boys	Varsity			0									0					0									0.00%	0.00%	0.00%	0.00%
Water Polo	Boys	Varsity			0									0					0									0.00%	0.00%	0.00%	0.00%
Wrestling	Boys	Varsity			0									0					0									0.00%	0.00%	0.00%	0.00%
Baseball	Boys	Jr Varsity			0									0					0									0.00%	0.00%	0.00%	0.00%
Basketball	Boys	Jr Varsity			0									0					0									0.00%	0.00%	0.00%	0.00%
Bowling	Boys	Jr Varsity			0									0					0									0.00%	0.00%	0.00%	0.00%
Cross Country	Boys	Jr Varsity			0									0					0									0.00%	0.00%	0.00%	0.00%
Football	Boys	Jr Varsity			0									0					0									0.00%	0.00%	0.00%	0.00%
Golf	Boys	Jr Varsity			0									0					0									0.00%	0.00%	0.00%	0.00%
Lacrosse	Boys	Jr Varsity			0									0					0									0.00%	0.00%	0.00%	0.00%
Rifle	Boys	Jr Varsity			0									0					0									0.00%	0.00%	0.00%	0.00%
Soccer	Boys	Jr Varsity			0									0					0									0.00%	0.00%	0.00%	0.00%
Swimming and Diving	Boys	Jr Varsity			0									0					0									0.00%	0.00%	0.00%	0.00%
Tennis	Boys	Jr Varsity			0									0					0									0.00%	0.00%	0.00%	0.00%
Track & Field (Indoor)	Boys	Jr Varsity			0									0					0									0.00%	0.00%	0.00%	0.00%
Track & Field (Outdoor)	Boys	Jr Varsity			0									0					0									0.00%	0.00%	0.00%	0.00%
Volleyball	Boys	Jr Varsity			0									0					0									0.00%	0.00%	0.00%	0.00%
Water Polo	Boys	Jr Varsity			0									0					0									0.00%	0.00%	0.00%	0.00%
Wrestling	Boys	Jr Varsity			0									0					0									0.00%	0.00%	0.00%	0.00%
Baseball	Boys	Freshman			0									0					0									0.00%	0.00%	0.00%	0.00%
Basketball	Boys	Freshman			0									0					0									0.00%	0.00%	0.00%	0.00%
Bowling	Boys	Freshman			0									0					0									0.00%	0.00%	0.00%	0.00%
Cross Country	Boys	Freshman			0									0					0									0.00%	0.00%	0.00%	0.00%
Football	Boys	Freshman			0									0					0									0.00%	0.00%	0.00%	0.00%
Golf	Boys	Freshman			0									0					0									0.00%	0.00%	0.00%	0.00%

INTERSCHOLASTIC ATHLETIC OPPORTUNITIES DISCLOSURE FORM 16.4

2015 - 2016 School Year

School: Northeast MS - 3462

Page 2 - Section 1: Team Information

LEA: Bethlehem Area SD - 120481002

TEAM MEMBERSHIP														COACHES & TRAINERS																	
Sport	Boys/Girls	Level	Total Number of Participants (As Of The Day Of The First Scheduled Team Competition)			Season(s) Team Competes			Team History (Format =YYYY, e.g. 1955)				Total Number of Competitions Scheduled Per Season				Total Number of Competitions Played Per Season				NUMBER OF COACHES PER TEAM				PERCENTAGE OF TIME SPENT BY EACH ATHLETIC TRAINER WITH EACH TEAM						
			Boys	Girls	TOTAL	F	W	S	Year Established ¹	Year of Demotion	Year of Elimination	Year of Reinstatement	F	W	S	Total	F	W	S	Total	Head		Assistant		Trainer 1	Trainer 2	Trainer 3	Trainer 4			
																					Full Time	Part Time	Full Time	Part Time							
Lacrosse	Boys	Freshman			0									0					0								0.00%	0.00%	0.00%	0.00%	
Rifle	Boys	Freshman			0									0					0								0.00%	0.00%	0.00%	0.00%	
Soccer	Boys	Freshman			0									0					0								0.00%	0.00%	0.00%	0.00%	
Swimming and Diving	Boys	Freshman			0									0					0								0.00%	0.00%	0.00%	0.00%	
Tennis	Boys	Freshman			0									0					0								0.00%	0.00%	0.00%	0.00%	
Track & Field (Indoor)	Boys	Freshman			0									0					0								0.00%	0.00%	0.00%	0.00%	
Track & Field (Outdoor)	Boys	Freshman			0									0					0								0.00%	0.00%	0.00%	0.00%	
Volleyball	Boys	Freshman			0									0					0								0.00%	0.00%	0.00%	0.00%	
Water Polo	Boys	Freshman			0									0					0								0.00%	0.00%	0.00%	0.00%	
Wrestling	Boys	Freshman			0									0					0								0.00%	0.00%	0.00%	0.00%	
Baseball	Boys	8th Grade			0									0					0								0.00%	0.00%	0.00%	0.00%	
Basketball	Boys	8th Grade	15		15		Yes		1983					16				16						1			1	0.00%	0.00%	0.00%	0.00%
Bowling	Boys	8th Grade			0									0					0								0.00%	0.00%	0.00%	0.00%	
Cross Country	Boys	8th Grade	18		18	Yes			1983				8				8	8					1			1	0.00%	0.00%	0.00%	0.00%	
Football	Boys	8th Grade	44		44	Yes			1983				8				8	8					1			1	0.00%	0.00%	0.00%	0.00%	
Golf	Boys	8th Grade			0									0					0								0.00%	0.00%	0.00%	0.00%	
Lacrosse	Boys	8th Grade			0									0					0								0.00%	0.00%	0.00%	0.00%	
Rifle	Boys	8th Grade			0									0					0								0.00%	0.00%	0.00%	0.00%	
Soccer	Boys	8th Grade	24		24			Yes	1983					16				16	16					1			1	0.00%	0.00%	0.00%	0.00%
Swimming and Diving	Boys	8th Grade			0									0					0								0.00%	0.00%	0.00%	0.00%	
Tennis	Boys	8th Grade			0									0					0								0.00%	0.00%	0.00%	0.00%	
Track & Field (Indoor)	Boys	8th Grade			0									0					0								0.00%	0.00%	0.00%	0.00%	
Track & Field (Outdoor)	Boys	8th Grade			0									0					0								0.00%	0.00%	0.00%	0.00%	
Volleyball	Boys	8th Grade			0									0					0								0.00%	0.00%	0.00%	0.00%	
Water Polo	Boys	8th Grade			0									0					0								0.00%	0.00%	0.00%	0.00%	
Wrestling	Boys	8th Grade			0									0					0								0.00%	0.00%	0.00%	0.00%	

INTERSCHOLASTIC ATHLETIC OPPORTUNITIES DISCLOSURE FORM 16.4

2015 - 2016 School Year

School: Northeast MS - 3462

Page 2 - Section 1: Team Information

LEA: Bethlehem Area SD - 120481002

TEAM MEMBERSHIP														COACHES & TRAINERS																
Sport	Boys/Girls	Level	Total Number of Participants (As Of The Day Of The First Scheduled Team Competition)			Season(s) Team Competes			Team History (Format =YYYY, e.g. 1955)				Total Number of Competitions Scheduled Per Season				Total Number of Competitions Played Per Season				NUMBER OF COACHES PER TEAM				PERCENTAGE OF TIME SPENT BY EACH ATHLETIC TRAINER WITH EACH TEAM					
			Boys	Girls	TOTAL	F	W	S	Year Established ¹	Year of Demotion	Year of Elimination	Year of Reinstatement	F	W	S	Total	F	W	S	Total	Head		Assistant		Trainer 1	Trainer 2	Trainer 3	Trainer 4		
																					Full Time	Part Time	Full Time	Part Time						
Baseball	Boys	7th Grade			0									0					0							0.00%	0.00%	0.00%	0.00%	
Basketball	Boys	7th Grade			0									0					0								0.00%	0.00%	0.00%	0.00%
Bowling	Boys	7th Grade			0									0					0								0.00%	0.00%	0.00%	0.00%
Cross Country	Boys	7th Grade			0									0					0								0.00%	0.00%	0.00%	0.00%
Football	Boys	7th Grade			0									0					0								0.00%	0.00%	0.00%	0.00%
Golf	Boys	7th Grade			0									0					0								0.00%	0.00%	0.00%	0.00%
Lacrosse	Boys	7th Grade			0									0					0								0.00%	0.00%	0.00%	0.00%
Rifle	Boys	7th Grade			0									0					0								0.00%	0.00%	0.00%	0.00%
Soccer	Boys	7th Grade			0									0					0								0.00%	0.00%	0.00%	0.00%
Swimming and Diving	Boys	7th Grade			0									0					0								0.00%	0.00%	0.00%	0.00%
Tennis	Boys	7th Grade			0									0					0								0.00%	0.00%	0.00%	0.00%
Track & Field (Indoor)	Boys	7th Grade			0									0					0								0.00%	0.00%	0.00%	0.00%
Track & Field (Outdoor)	Boys	7th Grade			0									0					0								0.00%	0.00%	0.00%	0.00%
Volleyball	Boys	7th Grade			0									0					0								0.00%	0.00%	0.00%	0.00%
Water Polo	Boys	7th Grade			0									0					0								0.00%	0.00%	0.00%	0.00%
Wrestling	Boys	7th Grade			0									0					0								0.00%	0.00%	0.00%	0.00%
Basketball	Girls	Varsity			0									0					0								0.00%	0.00%	0.00%	0.00%
Bowling	Girls	Varsity			0									0					0								0.00%	0.00%	0.00%	0.00%
Competitive Spirit	Girls	Varsity			0									0					0								0.00%	0.00%	0.00%	0.00%
Cross Country	Girls	Varsity			0									0					0								0.00%	0.00%	0.00%	0.00%
Field Hockey	Girls	Varsity			0									0					0								0.00%	0.00%	0.00%	0.00%
Golf	Girls	Varsity			0									0					0								0.00%	0.00%	0.00%	0.00%
Gymnastics	Girls	Varsity			0									0					0								0.00%	0.00%	0.00%	0.00%
Lacrosse	Girls	Varsity			0									0					0								0.00%	0.00%	0.00%	0.00%
Rifle	Girls	Varsity			0									0					0								0.00%	0.00%	0.00%	0.00%
Soccer	Girls	Varsity			0									0					0								0.00%	0.00%	0.00%	0.00%
Softball, Fast Pitch	Girls	Varsity			0									0					0								0.00%	0.00%	0.00%	0.00%
Swimming and Diving	Girls	Varsity			0									0					0								0.00%	0.00%	0.00%	0.00%
Tennis	Girls	Varsity			0									0					0								0.00%	0.00%	0.00%	0.00%
Track & Field (Indoor)	Girls	Varsity			0									0					0								0.00%	0.00%	0.00%	0.00%
Track & Field (Outdoor)	Girls	Varsity			0									0					0								0.00%	0.00%	0.00%	0.00%
Volleyball	Girls	Varsity			0									0					0								0.00%	0.00%	0.00%	0.00%

INTERSCHOLASTIC ATHLETIC OPPORTUNITIES DISCLOSURE FORM 16.4

2015 - 2016 School Year

School: Northeast MS - 3462

Page 2 - Section 1: Team Information

LEA: Bethlehem Area SD - 120481002

TEAM MEMBERSHIP														COACHES & TRAINERS																
Sport	Boys/Girls	Level	Total Number of Participants (As Of The Day Of The First Scheduled Team Competition)			Season(s) Team Competes			Team History (Format =YYYY, e.g. 1955)				Total Number of Competitions Scheduled Per Season				Total Number of Competitions Played Per Season				NUMBER OF COACHES PER TEAM				PERCENTAGE OF TIME SPENT BY EACH ATHLETIC TRAINER WITH EACH TEAM					
			Boys	Girls	TOTAL	F	W	S	Year Established ¹	Year of Demotion	Year of Elimination	Year of Reinstatement	F	W	S	Total	F	W	S	Total	Head		Assistant		Trainer 1	Trainer 2	Trainer 3	Trainer 4		
																					Full Time	Part Time	Full Time	Part Time						
Water Polo	Girls	Varsity			0									0					0								0.00%	0.00%	0.00%	0.00%
Basketball	Girls	Jr Varsity			0									0					0								0.00%	0.00%	0.00%	0.00%
Bowling	Girls	Jr Varsity			0									0					0								0.00%	0.00%	0.00%	0.00%
Competitive Spirit	Girls	Jr Varsity			0									0					0								0.00%	0.00%	0.00%	0.00%
Cross Country	Girls	Jr Varsity			0									0					0								0.00%	0.00%	0.00%	0.00%
Field Hockey	Girls	Jr Varsity			0									0					0								0.00%	0.00%	0.00%	0.00%
Golf	Girls	Jr Varsity			0									0					0								0.00%	0.00%	0.00%	0.00%
Gymnastics	Girls	Jr Varsity			0									0					0								0.00%	0.00%	0.00%	0.00%
Lacrosse	Girls	Jr Varsity			0									0					0								0.00%	0.00%	0.00%	0.00%
Rifle	Girls	Jr Varsity			0									0					0								0.00%	0.00%	0.00%	0.00%
Soccer	Girls	Jr Varsity			0									0					0								0.00%	0.00%	0.00%	0.00%
Softball, Fast Pitch	Girls	Jr Varsity			0									0					0								0.00%	0.00%	0.00%	0.00%
Swimming and Diving	Girls	Jr Varsity			0									0					0								0.00%	0.00%	0.00%	0.00%
Tennis	Girls	Jr Varsity			0									0					0								0.00%	0.00%	0.00%	0.00%
Track & Field (Indoor)	Girls	Jr Varsity			0									0					0								0.00%	0.00%	0.00%	0.00%
Track & Field (Outdoor)	Girls	Jr Varsity			0									0					0								0.00%	0.00%	0.00%	0.00%
Volleyball	Girls	Jr Varsity			0									0					0								0.00%	0.00%	0.00%	0.00%
Water Polo	Girls	Jr Varsity			0									0					0								0.00%	0.00%	0.00%	0.00%
Basketball	Girls	Freshman			0									0					0								0.00%	0.00%	0.00%	0.00%
Bowling	Girls	Freshman			0									0					0								0.00%	0.00%	0.00%	0.00%
Competitive Spirit	Girls	Freshman			0									0					0								0.00%	0.00%	0.00%	0.00%
Cross Country	Girls	Freshman			0									0					0								0.00%	0.00%	0.00%	0.00%
Field Hockey	Girls	Freshman			0									0					0								0.00%	0.00%	0.00%	0.00%
Golf	Girls	Freshman			0									0					0								0.00%	0.00%	0.00%	0.00%
Gymnastics	Girls	Freshman			0									0					0								0.00%	0.00%	0.00%	0.00%
Lacrosse	Girls	Freshman			0									0					0								0.00%	0.00%	0.00%	0.00%
Rifle	Girls	Freshman			0									0					0								0.00%	0.00%	0.00%	0.00%
Soccer	Girls	Freshman			0									0					0								0.00%	0.00%	0.00%	0.00%
Softball, Fast Pitch	Girls	Freshman			0									0					0								0.00%	0.00%	0.00%	0.00%
Swimming and Diving	Girls	Freshman			0									0					0								0.00%	0.00%	0.00%	0.00%
Tennis	Girls	Freshman			0									0					0								0.00%	0.00%	0.00%	0.00%
Track & Field (Indoor)	Girls	Freshman			0									0					0								0.00%	0.00%	0.00%	0.00%

INTERSCHOLASTIC ATHLETIC OPPORTUNITIES DISCLOSURE FORM 16.4

2015 - 2016 School Year

School: Northeast MS - 3462

Page 2 - Section 1: Team Information

LEA: Bethlehem Area SD - 120481002

TEAM MEMBERSHIP														COACHES & TRAINERS																	
Sport	Boys/Girls	Level	Total Number of Participants (As Of The Day Of The First Scheduled Team Competition)			Season(s) Team Competes			Team History (Format =YYYY, e.g. 1955)				Total Number of Competitions Scheduled Per Season				Total Number of Competitions Played Per Season				NUMBER OF COACHES PER TEAM				PERCENTAGE OF TIME SPENT BY EACH ATHLETIC TRAINER WITH EACH TEAM						
			Boys	Girls	TOTAL	F	W	S	Year Established ¹	Year of Demotion	Year of Elimination	Year of Reinstatement	F	W	S	Total	F	W	S	Total	Head		Assistant		Trainer 1	Trainer 2	Trainer 3	Trainer 4			
																					Full Time	Part Time	Full Time	Part Time							
Track & Field (Outdoor)	Girls	Freshman			0									0					0							0.00%	0.00%	0.00%	0.00%		
Volleyball	Girls	Freshman			0									0					0								0.00%	0.00%	0.00%	0.00%	
Water Polo	Girls	Freshman			0									0					0								0.00%	0.00%	0.00%	0.00%	
Basketball	Girls	8th Grade		16	16		Yes		1983					18		18		18		18			1			1		0.00%	0.00%	0.00%	0.00%
Bowling	Girls	8th Grade			0									0					0									0.00%	0.00%	0.00%	0.00%
Competitive Spirit	Girls	8th Grade			0									0					0									0.00%	0.00%	0.00%	0.00%
Cross Country	Girls	8th Grade		20	20	Yes			1983				7		7	7		7		7			1					0.00%	0.00%	0.00%	0.00%
Field Hockey	Girls	8th Grade		22	22	Yes			1998				16		16	16		16		16			1			1		0.00%	0.00%	0.00%	0.00%
Golf	Girls	8th Grade			0									0					0									0.00%	0.00%	0.00%	0.00%
Gymnastics	Girls	8th Grade			0									0					0									0.00%	0.00%	0.00%	0.00%
Lacrosse	Girls	8th Grade			0									0					0									0.00%	0.00%	0.00%	0.00%
Rifle	Girls	8th Grade			0									0					0									0.00%	0.00%	0.00%	0.00%
Soccer	Girls	8th Grade		10	10			Yes	1986					16	16		16	16		16	16			1		1		0.00%	0.00%	0.00%	0.00%
Softball, Fast Pitch	Girls	8th Grade		18	18			Yes	1986					16	16		16	16		16	16			1		1		0.00%	0.00%	0.00%	0.00%
Swimming and Diving	Girls	8th Grade			0									0					0									0.00%	0.00%	0.00%	0.00%
Tennis	Girls	8th Grade			0									0					0									0.00%	0.00%	0.00%	0.00%
Track & Field (Indoor)	Girls	8th Grade			0									0					0									0.00%	0.00%	0.00%	0.00%
Track & Field (Outdoor)	Girls	8th Grade			0									0					0									0.00%	0.00%	0.00%	0.00%
Volleyball	Girls	8th Grade		15	15	Yes			1983				16		16	16		16		16			1			1		0.00%	0.00%	0.00%	0.00%
Water Polo	Girls	8th Grade			0									0					0									0.00%	0.00%	0.00%	0.00%
Basketball	Girls	7th Grade			0									0					0									0.00%	0.00%	0.00%	0.00%
Bowling	Girls	7th Grade			0									0					0									0.00%	0.00%	0.00%	0.00%
Competitive Spirit	Girls	7th Grade			0									0					0									0.00%	0.00%	0.00%	0.00%
Cross Country	Girls	7th Grade			0									0					0									0.00%	0.00%	0.00%	0.00%
Field Hockey	Girls	7th Grade			0									0					0									0.00%	0.00%	0.00%	0.00%
Golf	Girls	7th Grade			0									0					0									0.00%	0.00%	0.00%	0.00%

INTERSCHOLASTIC ATHLETIC OPPORTUNITIES DISCLOSURE FORM 16.4

2015 - 2016 School Year

School: Northeast MS - 3462

Page 2 - Section 1: Team Information

LEA: Bethlehem Area SD - 120481002

TEAM MEMBERSHIP														COACHES & TRAINERS														
Sport	Boys/Girls	Level	Total Number of Participants <small>(As Of The Day Of The First Scheduled Team Competition)</small>			Season(s) Team Competes			Team History <small>(Format =YYYY, e.g. 1955)</small>				Total Number of Competitions Scheduled Per Season				Total Number of Competitions Played Per Season				NUMBER OF COACHES PER TEAM				PERCENTAGE OF TIME SPENT BY EACH ATHLETIC TRAINER WITH EACH TEAM			
			Boys	Girls	TOTAL	F	W	S	Year Established ¹	Year of Demotion	Year of Elimination	Year of Reinstatement	F	W	S	Total	F	W	S	Total	Head		Assistant		Trainer 1	Trainer 2	Trainer 3	Trainer 4
																					Full Time	Part Time	Full Time	Part Time				
Gymnastics	Girls	7th Grade			0																				0.00%	0.00%	0.00%	0.00%
Lacrosse	Girls	7th Grade			0																				0.00%	0.00%	0.00%	0.00%
Rifle	Girls	7th Grade			0																				0.00%	0.00%	0.00%	0.00%
Soccer	Girls	7th Grade			0																				0.00%	0.00%	0.00%	0.00%
Softball, Fast Pitch	Girls	7th Grade			0																				0.00%	0.00%	0.00%	0.00%
Swimming and Diving	Girls	7th Grade			0																				0.00%	0.00%	0.00%	0.00%
Tennis	Girls	7th Grade			0																				0.00%	0.00%	0.00%	0.00%
Track & Field (Indoor)	Girls	7th Grade			0																				0.00%	0.00%	0.00%	0.00%
Track & Field (Outdoor)	Girls	7th Grade			0																				0.00%	0.00%	0.00%	0.00%
Volleyball	Girls	7th Grade			0																				0.00%	0.00%	0.00%	0.00%
Water Polo	Girls	7th Grade			0																				0.00%	0.00%	0.00%	0.00%

¹ For initial submission and for interscholastic athletic teams that were newly established.

INTERSCHOLASTIC ATHLETIC OPPORTUNITIES DISCLOSURE FORM 16.4

2015 - 2016 School Year

School: Northeast MS - 3462

Page 3 - Section 1: Financial Information

LEA: Bethlehem Area SD - 120481002

ATHLETIC EXPENDITURES

Team	Boys/Girls	Level	Total Annual School Team Expenditures	SCHOOL'S ANNUAL EXPENDITURES FOR EACH TEAM							NON-SCHOOL (BOOSTER CLUBS, ALUMNI & OTHER NON-SCHOOL) CONTRIBUTIONS & PURCHASES			
				Travel ¹	Uniforms ²	Supplies and Equipment ³	Facilities ⁴	Other	Coaching Staff Compensation per Sport per Season			Total Compensation For All Athletic Trainers Per Academic Year	List total value of contributions per team	List total value of purchases per team
									Fall	Winter	Spring			
			Totals	\$6,647.68	\$1,512.00	\$8,490.04	\$172.50	\$17,810.08	\$21,048.57	\$16,013.08	\$11,034.62	\$50,000.00	\$0.00	\$0.00
Baseball	Boys	Varsity	\$0.00										\$0.00	\$0.00
Basketball	Boys	Varsity	\$0.00										\$0.00	\$0.00
Bowling	Boys	Varsity	\$0.00										\$0.00	\$0.00
Cross Country	Boys	Varsity	\$0.00										\$0.00	\$0.00
Football	Boys	Varsity	\$0.00										\$0.00	\$0.00
Golf	Boys	Varsity	\$0.00										\$0.00	\$0.00
Lacrosse	Boys	Varsity	\$0.00										\$0.00	\$0.00
Rifle	Boys	Varsity	\$0.00										\$0.00	\$0.00
Soccer	Boys	Varsity	\$0.00										\$0.00	\$0.00
Swimming and Diving	Boys	Varsity	\$0.00										\$0.00	\$0.00
Tennis	Boys	Varsity	\$0.00										\$0.00	\$0.00
Track & Field (Indoor)	Boys	Varsity	\$0.00										\$0.00	\$0.00
Track & Field (Outdoor)	Boys	Varsity	\$0.00										\$0.00	\$0.00
Volleyball	Boys	Varsity	\$0.00										\$0.00	\$0.00
Water Polo	Boys	Varsity	\$0.00										\$0.00	\$0.00
Wrestling	Boys	Varsity	\$0.00										\$0.00	\$0.00
Baseball	Boys	Jr Varsity	\$0.00										\$0.00	\$0.00
Basketball	Boys	Jr Varsity	\$0.00										\$0.00	\$0.00
Bowling	Boys	Jr Varsity	\$0.00										\$0.00	\$0.00
Cross Country	Boys	Jr Varsity	\$0.00										\$0.00	\$0.00
Football	Boys	Jr Varsity	\$0.00										\$0.00	\$0.00
Golf	Boys	Jr Varsity	\$0.00										\$0.00	\$0.00
Lacrosse	Boys	Jr Varsity	\$0.00										\$0.00	\$0.00
Rifle	Boys	Jr Varsity	\$0.00										\$0.00	\$0.00
Soccer	Boys	Jr Varsity	\$0.00										\$0.00	\$0.00
Swimming and Diving	Boys	Jr Varsity	\$0.00										\$0.00	\$0.00
Tennis	Boys	Jr Varsity	\$0.00										\$0.00	\$0.00
Track & Field (Indoor)	Boys	Jr Varsity	\$0.00										\$0.00	\$0.00
Track & Field (Outdoor)	Boys	Jr Varsity	\$0.00										\$0.00	\$0.00
Volleyball	Boys	Jr Varsity	\$0.00										\$0.00	\$0.00
Water Polo	Boys	Jr Varsity	\$0.00										\$0.00	\$0.00
Wrestling	Boys	Jr Varsity	\$0.00										\$0.00	\$0.00
Baseball	Boys	Freshman	\$0.00										\$0.00	\$0.00
Basketball	Boys	Freshman	\$0.00										\$0.00	\$0.00
Bowling	Boys	Freshman	\$0.00										\$0.00	\$0.00
Cross Country	Boys	Freshman	\$0.00										\$0.00	\$0.00
Football	Boys	Freshman	\$0.00										\$0.00	\$0.00
Golf	Boys	Freshman	\$0.00										\$0.00	\$0.00
Lacrosse	Boys	Freshman	\$0.00										\$0.00	\$0.00
Rifle	Boys	Freshman	\$0.00										\$0.00	\$0.00
Soccer	Boys	Freshman	\$0.00										\$0.00	\$0.00
Swimming and Diving	Boys	Freshman	\$0.00										\$0.00	\$0.00
Tennis	Boys	Freshman	\$0.00										\$0.00	\$0.00
Track & Field (Indoor)	Boys	Freshman	\$0.00										\$0.00	\$0.00
Track & Field (Outdoor)	Boys	Freshman	\$0.00										\$0.00	\$0.00
Volleyball	Boys	Freshman	\$0.00										\$0.00	\$0.00
Water Polo	Boys	Freshman	\$0.00										\$0.00	\$0.00
Wrestling	Boys	Freshman	\$0.00										\$0.00	\$0.00
Baseball	Boys	8th Grade	\$0.00										\$0.00	\$0.00
Basketball	Boys	8th Grade	\$10,396.42	\$1,103.92		\$447.87		\$1,579.29		\$7,265.34			\$0.00	\$0.00
Bowling	Boys	8th Grade	\$0.00										\$0.00	\$0.00
Cross Country	Boys	8th Grade	\$2,819.18	\$202.34		\$37.67		\$1,027.97	\$1,551.20				\$0.00	\$0.00
Football	Boys	8th Grade	\$17,373.56	\$438.26	\$1,512.00	\$3,985.59	\$67.71	\$4,291.07	\$7,078.93				\$0.00	\$0.00
Golf	Boys	8th Grade	\$0.00										\$0.00	\$0.00
Lacrosse	Boys	8th Grade	\$0.00										\$0.00	\$0.00

INTERSCHOLASTIC ATHLETIC OPPORTUNITIES DISCLOSURE FORM 16.4

2015 - 2016 School Year

School: Northeast MS - 3462

Page 3 - Section 1: Financial Information

LEA: Bethlehem Area SD - 120481002

ATHLETIC EXPENDITURES

Team	Boys/Girls	Level	Total Annual School Team Expenditures	SCHOOL'S ANNUAL EXPENDITURES FOR EACH TEAM							NON-SCHOOL (BOOSTER CLUBS, ALUMNI & OTHER NON-SCHOOL) CONTRIBUTIONS & PURCHASES			
				Travel ¹	Uniforms ²	Supplies and Equipment ³	Facilities ⁴	Other	Coaching Staff Compensation per Sport per Season			Total Compensation For All Athletic Trainers Per Academic Year	List total value of contributions per team	List total value of purchases per team
									Fall	Winter	Spring			
Totals				\$6,647.68	\$1,512.00	\$8,490.04	\$172.50	\$17,810.08	\$21,048.57	\$16,013.08	\$11,034.62	\$50,000.00	\$0.00	\$0.00
Rifle	Boys	8th Grade	\$0.00										\$0.00	\$0.00
Soccer	Boys	8th Grade	\$5,706.47	\$586.26				\$1,226.72			\$3,893.49		\$0.00	\$0.00
Swimming and Diving	Boys	8th Grade	\$0.00										\$0.00	\$0.00
Tennis	Boys	8th Grade	\$0.00										\$0.00	\$0.00
Track & Field (Indoor)	Boys	8th Grade	\$0.00										\$0.00	\$0.00
Track & Field (Outdoor)	Boys	8th Grade	\$0.00										\$0.00	\$0.00
Volleyball	Boys	8th Grade	\$0.00										\$0.00	\$0.00
Water Polo	Boys	8th Grade	\$0.00										\$0.00	\$0.00
Wrestling	Boys	8th Grade	\$0.00										\$0.00	\$0.00
Baseball	Boys	7th Grade	\$0.00										\$0.00	\$0.00
Basketball	Boys	7th Grade	\$0.00										\$0.00	\$0.00
Bowling	Boys	7th Grade	\$0.00										\$0.00	\$0.00
Cross Country	Boys	7th Grade	\$0.00										\$0.00	\$0.00
Football	Boys	7th Grade	\$0.00										\$0.00	\$0.00
Golf	Boys	7th Grade	\$0.00										\$0.00	\$0.00
Lacrosse	Boys	7th Grade	\$0.00										\$0.00	\$0.00
Rifle	Boys	7th Grade	\$0.00										\$0.00	\$0.00
Soccer	Boys	7th Grade	\$0.00										\$0.00	\$0.00
Swimming and Diving	Boys	7th Grade	\$0.00										\$0.00	\$0.00
Tennis	Boys	7th Grade	\$0.00										\$0.00	\$0.00
Track & Field (Indoor)	Boys	7th Grade	\$0.00										\$0.00	\$0.00
Track & Field (Outdoor)	Boys	7th Grade	\$0.00										\$0.00	\$0.00
Volleyball	Boys	7th Grade	\$0.00										\$0.00	\$0.00
Water Polo	Boys	7th Grade	\$0.00										\$0.00	\$0.00
Wrestling	Boys	7th Grade	\$0.00										\$0.00	\$0.00
Basketball	Girls	Varsity	\$0.00										\$0.00	\$0.00
Bowling	Girls	Varsity	\$0.00										\$0.00	\$0.00
Competitive Spirit	Girls	Varsity	\$0.00										\$0.00	\$0.00
Cross Country	Girls	Varsity	\$0.00										\$0.00	\$0.00
Field Hockey	Girls	Varsity	\$0.00										\$0.00	\$0.00
Golf	Girls	Varsity	\$0.00										\$0.00	\$0.00
Gymnastics	Girls	Varsity	\$0.00										\$0.00	\$0.00
Lacrosse	Girls	Varsity	\$0.00										\$0.00	\$0.00
Rifle	Girls	Varsity	\$0.00										\$0.00	\$0.00
Soccer	Girls	Varsity	\$0.00										\$0.00	\$0.00
Softball, Fast Pitch	Girls	Varsity	\$0.00										\$0.00	\$0.00
Swimming and Diving	Girls	Varsity	\$0.00										\$0.00	\$0.00
Tennis	Girls	Varsity	\$0.00										\$0.00	\$0.00
Track & Field (Indoor)	Girls	Varsity	\$0.00										\$0.00	\$0.00
Track & Field (Outdoor)	Girls	Varsity	\$0.00										\$0.00	\$0.00
Volleyball	Girls	Varsity	\$0.00										\$0.00	\$0.00
Water Polo	Girls	Varsity	\$0.00										\$0.00	\$0.00
Basketball	Girls	Jr Varsity	\$0.00										\$0.00	\$0.00
Bowling	Girls	Jr Varsity	\$0.00										\$0.00	\$0.00
Competitive Spirit	Girls	Jr Varsity	\$0.00										\$0.00	\$0.00
Cross Country	Girls	Jr Varsity	\$0.00										\$0.00	\$0.00
Field Hockey	Girls	Jr Varsity	\$0.00										\$0.00	\$0.00
Golf	Girls	Jr Varsity	\$0.00										\$0.00	\$0.00
Gymnastics	Girls	Jr Varsity	\$0.00										\$0.00	\$0.00
Lacrosse	Girls	Jr Varsity	\$0.00										\$0.00	\$0.00
Rifle	Girls	Jr Varsity	\$0.00										\$0.00	\$0.00
Soccer	Girls	Jr Varsity	\$0.00										\$0.00	\$0.00
Softball, Fast Pitch	Girls	Jr Varsity	\$0.00										\$0.00	\$0.00
Swimming and Diving	Girls	Jr Varsity	\$0.00										\$0.00	\$0.00
Tennis	Girls	Jr Varsity	\$0.00										\$0.00	\$0.00
Track & Field (Indoor)	Girls	Jr Varsity	\$0.00										\$0.00	\$0.00

INTERSCHOLASTIC ATHLETIC OPPORTUNITIES DISCLOSURE FORM 16.4

2015 - 2016 School Year

School: Northeast MS - 3462

Page 3 - Section 1: Financial Information

LEA: Bethlehem Area SD - 120481002

ATHLETIC EXPENDITURES

Team	Boys/Girls	Level	Total Annual School Team Expenditures	SCHOOL'S ANNUAL EXPENDITURES FOR EACH TEAM							NON-SCHOOL (BOOSTER CLUBS, ALUMNI & OTHER NON-SCHOOL) CONTRIBUTIONS & PURCHASES			
				Travel ¹	Uniforms ²	Supplies and Equipment ³	Facilities ⁴	Other	Coaching Staff Compensation per Sport per Season			Total Compensation For All Athletic Trainers Per Academic Year	List total value of contributions per team	List total value of purchases per team
									Fall	Winter	Spring			
Totals				\$6,647.68	\$1,512.00	\$8,490.04	\$172.50	\$17,810.08	\$21,048.57	\$16,013.08	\$11,034.62	\$50,000.00	\$0.00	\$0.00
Track & Field (Outdoor)	Girls	Jr Varsity	\$0.00										\$0.00	\$0.00
Volleyball	Girls	Jr Varsity	\$0.00										\$0.00	\$0.00
Water Polo	Girls	Jr Varsity	\$0.00										\$0.00	\$0.00
Basketball	Girls	Freshman	\$0.00										\$0.00	\$0.00
Bowling	Girls	Freshman	\$0.00										\$0.00	\$0.00
Competitive Spirit	Girls	Freshman	\$0.00										\$0.00	\$0.00
Cross Country	Girls	Freshman	\$0.00										\$0.00	\$0.00
Field Hockey	Girls	Freshman	\$0.00										\$0.00	\$0.00
Golf	Girls	Freshman	\$0.00										\$0.00	\$0.00
Gymnastics	Girls	Freshman	\$0.00										\$0.00	\$0.00
Lacrosse	Girls	Freshman	\$0.00										\$0.00	\$0.00
Rifle	Girls	Freshman	\$0.00										\$0.00	\$0.00
Soccer	Girls	Freshman	\$0.00										\$0.00	\$0.00
Softball, Fast Pitch	Girls	Freshman	\$0.00										\$0.00	\$0.00
Swimming and Diving	Girls	Freshman	\$0.00										\$0.00	\$0.00
Tennis	Girls	Freshman	\$0.00										\$0.00	\$0.00
Track & Field (Indoor)	Girls	Freshman	\$0.00										\$0.00	\$0.00
Track & Field (Outdoor)	Girls	Freshman	\$0.00										\$0.00	\$0.00
Volleyball	Girls	Freshman	\$0.00										\$0.00	\$0.00
Water Polo	Girls	Freshman	\$0.00										\$0.00	\$0.00
Basketball	Girls	8th Grade	\$12,691.28	\$1,245.09	\$198.99		\$2,499.46		\$8,747.74				\$0.00	\$0.00
Bowling	Girls	8th Grade	\$0.00										\$0.00	\$0.00
Competitive Spirit	Girls	8th Grade	\$0.00										\$0.00	\$0.00
Cross Country	Girls	8th Grade	\$3,132.43	\$224.83	\$41.86		\$1,142.18	\$1,723.56					\$0.00	\$0.00
Field Hockey	Girls	8th Grade	\$10,847.09	\$983.68	\$2,165.16	\$104.79	\$2,074.71	\$5,518.75					\$0.00	\$0.00
Golf	Girls	8th Grade	\$0.00										\$0.00	\$0.00
Gymnastics	Girls	8th Grade	\$0.00										\$0.00	\$0.00
Lacrosse	Girls	8th Grade	\$0.00										\$0.00	\$0.00
Rifle	Girls	8th Grade	\$0.00										\$0.00	\$0.00
Soccer	Girls	8th Grade	\$2,377.70	\$244.27			\$511.14				\$1,622.29		\$0.00	\$0.00
Softball, Fast Pitch	Girls	8th Grade	\$8,546.51	\$840.38	\$293.07		\$1,894.22				\$5,518.84		\$0.00	\$0.00
Swimming and Diving	Girls	8th Grade	\$0.00										\$0.00	\$0.00
Tennis	Girls	8th Grade	\$0.00										\$0.00	\$0.00
Track & Field (Indoor)	Girls	8th Grade	\$0.00										\$0.00	\$0.00
Track & Field (Outdoor)	Girls	8th Grade	\$0.00										\$0.00	\$0.00
Volleyball	Girls	8th Grade	\$8,837.93	\$778.65	\$1,319.83		\$1,563.32	\$5,176.13					\$0.00	\$0.00
Water Polo	Girls	8th Grade	\$0.00										\$0.00	\$0.00
Basketball	Girls	7th Grade	\$0.00										\$0.00	\$0.00
Bowling	Girls	7th Grade	\$0.00										\$0.00	\$0.00
Competitive Spirit	Girls	7th Grade	\$0.00										\$0.00	\$0.00
Cross Country	Girls	7th Grade	\$0.00										\$0.00	\$0.00
Field Hockey	Girls	7th Grade	\$0.00										\$0.00	\$0.00
Golf	Girls	7th Grade	\$0.00										\$0.00	\$0.00
Gymnastics	Girls	7th Grade	\$0.00										\$0.00	\$0.00
Lacrosse	Girls	7th Grade	\$0.00										\$0.00	\$0.00
Rifle	Girls	7th Grade	\$0.00										\$0.00	\$0.00
Soccer	Girls	7th Grade	\$0.00										\$0.00	\$0.00
Softball, Fast Pitch	Girls	7th Grade	\$0.00										\$0.00	\$0.00
Swimming and Diving	Girls	7th Grade	\$0.00										\$0.00	\$0.00
Tennis	Girls	7th Grade	\$0.00										\$0.00	\$0.00
Track & Field (Indoor)	Girls	7th Grade	\$0.00										\$0.00	\$0.00
Track & Field (Outdoor)	Girls	7th Grade	\$0.00										\$0.00	\$0.00
Volleyball	Girls	7th Grade	\$0.00										\$0.00	\$0.00
Water Polo	Girls	7th Grade	\$0.00										\$0.00	\$0.00

¹ Travel (transportation, housing furnished during travel & per diem dining allowances).

INTERSCHOLASTIC ATHLETIC OPPORTUNITIES DISCLOSURE FORM 16.4

2015 - 2016 School Year

School: Northeast MS - 3462

Page 3 - Section 1: Financial Information

LEA: Bethlehem Area SD - 120481002

ATHLETIC EXPENDITURES

Team	Boys/Girls	Level	Total Annual School Team Expenditures	SCHOOL'S ANNUAL EXPENDITURES FOR EACH TEAM							NON-SCHOOL (BOOSTER CLUBS, ALUMNI & OTHER NON-SCHOOL) CONTRIBUTIONS & PURCHASES			
				Travel ¹	Uniforms ²	Supplies and Equipment ³	Facilities ⁴	Other	Coaching Staff Compensation per Sport per Season			Total Compensation For All Athletic Trainers Per Academic Year	List total value of contributions per team	List total value of purchases per team
									Fall	Winter	Spring			
			Totals	\$6,647.68	\$1,512.00	\$8,490.04	\$172.50	\$17,810.08	\$21,048.57	\$16,013.08	\$11,034.62	\$50,000.00	\$0.00	\$0.00

² Purchase and/or Replacement of Athletic Uniforms (clothing for practice & competition).

³ Purchase and/or Replacement of Equipment and Supplies.

⁴ Expenditures for Construction, Renovation, Maintenance, Rental, Expansion and Repair of Athletic Facilities.

Note: For a facility shared by multiple teams, calculate per team cost by dividing total facility expenditures by number of teams using facility or by using the percentage of time used by each team.

INTERSCHOLASTIC ATHLETIC OPPORTUNITIES DISCLOSURE FORM 16.4

2015 - 2016 School Year

School: Northeast MS - 3462

Page 4 - Section 1: Comments

LEA: Bethlehem Area SD - 120481002

Please Provide All Applicable Comments Below

For Best Results, Compose In A Word Processor, Copy And Paste To The Formula Bar Above, Then Press Enter.

Input Is Limited To 100 Characters

INTERSCHOLASTIC ATHLETIC OPPORTUNITIES DISCLOSURE FORM 16.4

2015 - 2016 School Year

School: Northeast MS - 3462

Page 5 - Section 1: Gender and Race/Ethnicity Information

LEA: Bethlehem Area SD - 120481002

Gender	School Totals								Athletic Program Totals							
	Race/Ethnicity Code								Race/Ethnicity Code							
	American Indian/Alaskan Native	Black/African American (Not Hispanic)	Hispanic (Any Race)	White/Caucasian (Not Hispanic)	Multi-Racial (Not Hispanic)	Asian (Not Hispanic)	Native Hawaiian or Other Pacific Islander (Not Hispanic)	Total	American Indian/Alaskan Native	Black/African American (Not Hispanic)	Hispanic (Any Race)	White/Caucasian (Not Hispanic)	Multi-Racial (Not Hispanic)	Asian (Not Hispanic)	Native Hawaiian or Other Pacific Islander (Not Hispanic)	Total
Male	0	33	113	109	*	*	0	259								0
Female	0	29	134	91	*	*	*	264								0
Total	0	62	247	200	*	*	*	523	0	0	0	0	0	0	0	0

Note: Some information has been redacted in order to protect individual identification

INTERSCHOLASTIC ATHLETIC OPPORTUNITIES DISCLOSURE FORM 16.4

2015 - 2016 School Year

Page 1 - Section 1: General Information

Ver 16.4

LEA & School Information

LEA Name:	Bethlehem Area SD
LEA Address:	1516 Sycamore St Bethlehem, PA 18017
LEA AUN:	120481002
School Name:	Freedom HS
School Address:	3149 Chester Ave Bethlehem, PA 18020
School Number:	4957

School Enrollment Data

		Grade	Boys	Girls	Total
		7th	0	0	0
		8th	0	0	0
		9th	292	238	530
		10th	233	217	450
		11th	230	203	433
		12th	265	236	501
		Total	1020	894	1914

Contact Information

Name of LEAs Title IX Compliance Officer:	Russell Giordano		
Telephone Number:	610-861-0500	Extension:	60226
Email Address:	rgiordano@basdschools.org		
Name of Individual Completing This Form:	Stacy Gober		
Telephone Number:	610-861-0500	Extension:	60202
Email Address:	sgober@basdschools.org		

Interscholastic Team Sponsorship

Does This School Sponsor Any Interscholastic Athletic Teams? (Yes or No)	Yes
---	------------



If Your Answer To The Above Question Is No, **Stop!**
 If You Have Athletes Playing For Another School, Please Explain On Page 4.
 Otherwise, You Do Not Need To Complete The Remainder Of The Survey For This School.
 Please Submit Per The Instructions Provided.

INTERSCHOLASTIC ATHLETIC OPPORTUNITIES DISCLOSURE FORM 16.4

2015 - 2016 School Year

School: Freedom HS - 4957

Page 2 - Section 1: Team Information

LEA: Bethlehem Area SD - 120481002

TEAM MEMBERSHIP												COACHES & TRAINERS																				
Sport	Boys/Girls	Level	Total Number of Participants (As Of The Day Of The First Scheduled Team Competition)			Season(s) Team Competes			Team History (Format =YYYY, e.g. 1955)				Total Number of Competitions Scheduled Per Season				Total Number of Competitions Played Per Season				NUMBER OF COACHES PER TEAM				PERCENTAGE OF TIME SPENT BY EACH ATHLETIC TRAINER WITH EACH TEAM							
																					Head		Assistant		Trainer 1	Trainer 2	Trainer 3	Trainer 4				
			Boys	Girls	TOTAL	F	W	S	Year Established ¹	Year of Demotion	Year of Elimination	Year of Reinstatement	F	W	S	Total	F	W	S	Total	Full Time	Part Time	Full Time	Part Time	100.00%	100.00%	0.00%	0.00%				
Baseball	Boys	Varsity	19		19			Yes			1967							20	20			20	20			1	1	6.60%	0.00%	0.00%	0.00%	
Basketball	Boys	Varsity	15		15		Yes				1967							22	22		22	22			1	1	4.13%	0.00%	0.00%	0.00%		
Bowling	Boys	Varsity			0														0	0			0	0					0.00%	0.00%	0.00%	0.00%
Cross Country	Boys	Varsity	12		12	Yes					1967							10	10	10		10	10			1	1	0.00%	3.30%	0.00%	0.00%	
Football	Boys	Varsity	51		51	Yes					1967							10	10	10	10			1	3	4.60%	0.00%	0.00%	0.00%			
Golf	Boys	Varsity	8		8	Yes												10	10	10	10			1	1	0.00%	0.00%	0.00%	0.00%			
Lacrosse	Boys	Varsity	21		21			Yes			2014								16	16			16	16		1	1	0.00%	3.30%	0.00%	0.00%	
Rifle	Boys	Varsity	21		21		Yes				1967							16	16		16	16			1		0.00%	0.00%	0.00%	0.00%		
Soccer	Boys	Varsity	15		15	Yes					1967							18	18	18	18			1	1	0.00%	3.30%	0.00%	0.00%			
Swimming and Diving	Boys	Varsity	15		15		Yes				1967							11	11		11	11			1	2	0.00%	5.50%	0.00%	0.00%		
Tennis	Boys	Varsity	22		22			Yes			1967								14	14			14	14		1		6.60%	0.00%	0.00%	0.00%	
Track & Field (Indoor)	Boys	Varsity			0														0	0			0	0					0.00%	0.00%	0.00%	0.00%
Track & Field (Outdoor)	Boys	Varsity	43		43			Yes			1967								8	8			8	8		1	3	6.60%	0.00%	0.00%	0.00%	
Volleyball	Boys	Varsity	17		17			Yes			1969								18	18			18	18		1		0.00%	5.50%	0.00%	0.00%	
Water Polo	Boys	Varsity			0														0	0			0	0					0.00%	0.00%	0.00%	0.00%
Wrestling	Boys	Varsity	28		28		Yes				1967							20	20		20	20			1	1	3.67%	0.00%	0.00%	0.00%		
Baseball	Boys	Jr Varsity	17		17	Yes					1967								20	20			20	20					6.60%	0.00%	0.00%	0.00%
Basketball	Boys	Jr Varsity	13		13		Yes				1967							20	20	20	20			1	1	3.67%	0.00%	0.00%	0.00%			
Bowling	Boys	Jr Varsity			0														0	0			0	0					0.00%	0.00%	0.00%	0.00%
Cross Country	Boys	Jr Varsity			0														0	0			0	0					0.00%	0.00%	0.00%	0.00%
Football	Boys	Jr Varsity			0	Yes												9	9	9	9			2		4.13%	0.00%	0.00%	0.00%			
Golf	Boys	Jr Varsity			0														0	0			0	0					0.00%	0.00%	0.00%	0.00%
Lacrosse	Boys	Jr Varsity	18		18			Yes			2014								16	16			16	16		1	1	0.00%	3.00%	0.00%	0.00%	
Rifle	Boys	Jr Varsity			0														0	0			0	0					0.00%	0.00%	0.00%	0.00%
Soccer	Boys	Jr Varsity	20		20	Yes					1967							18	18	18	18			1		6.60%	3.30%	0.00%	0.00%			
Swimming and Diving	Boys	Jr Varsity			0														0	0			0	0					0.00%	0.00%	0.00%	0.00%
Tennis	Boys	Jr Varsity			0														0	0			0	0					0.00%	0.00%	0.00%	0.00%
Track & Field (Indoor)	Boys	Jr Varsity			0														0	0			0	0					0.00%	0.00%	0.00%	0.00%
Track & Field (Outdoor)	Boys	Jr Varsity			0														0	0			0	0					0.00%	0.00%	0.00%	0.00%
Volleyball	Boys	Jr Varsity	10		10			Yes			1969								18	18			18	18		1		0.00%	3.50%	0.00%	0.00%	
Water Polo	Boys	Jr Varsity			0														0	0			0	0					0.00%	0.00%	0.00%	0.00%
Wrestling	Boys	Jr Varsity			0		Yes											18	18		18	18			1		3.67%	0.00%	0.00%	0.00%		
Baseball	Boys	Freshman			0														0	0			0	0					0.00%	0.00%	0.00%	0.00%
Basketball	Boys	Freshman	12		12		Yes				1967							20	20		20	20			1		3.67%	0.00%	0.00%	0.00%		
Bowling	Boys	Freshman			0														0	0			0	0					0.00%	0.00%	0.00%	0.00%
Cross Country	Boys	Freshman			0														0	0			0	0					0.00%	0.00%	0.00%	0.00%
Football	Boys	Freshman	31		31	Yes					1967							10	10	10	10			1		4.13%	0.00%	0.00%	0.00%			
Golf	Boys	Freshman			0														0	0			0	0					0.00%	0.00%	0.00%	0.00%

INTERSCHOLASTIC ATHLETIC OPPORTUNITIES DISCLOSURE FORM 16.4

2015 - 2016 School Year

School: Freedom HS - 4957

Page 2 - Section 1: Team Information

LEA: Bethlehem Area SD - 120481002

TEAM MEMBERSHIP														COACHES & TRAINERS														
Sport	Boys/Girls	Level	Total Number of Participants (As Of The Day Of The First Scheduled Team Competition)			Season(s) Team Competes			Team History (Format =YYYY, e.g. 1955)				Total Number of Competitions Scheduled Per Season				Total Number of Competitions Played Per Season				NUMBER OF COACHES PER TEAM				PERCENTAGE OF TIME SPENT BY EACH ATHLETIC TRAINER WITH EACH TEAM			
			Boys	Girls	TOTAL	F	W	S	Year Established ¹	Year of Demotion	Year of Elimination	Year of Reinstatement	F	W	S	Total	F	W	S	Total	Head		Assistant		Trainer 1	Trainer 2	Trainer 3	Trainer 4
																					Full Time	Part Time	Full Time	Part Time				
Lacrosse	Boys	Freshman			0									0					0					100.00%	100.00%	0.00%	0.00%	
Rifle	Boys	Freshman			0									0					0					0.00%	0.00%	0.00%	0.00%	
Soccer	Boys	Freshman			0									0					0					0.00%	0.00%	0.00%	0.00%	
Swimming and Diving	Boys	Freshman			0									0					0					0.00%	0.00%	0.00%	0.00%	
Tennis	Boys	Freshman			0									0					0					0.00%	0.00%	0.00%	0.00%	
Track & Field (Indoor)	Boys	Freshman			0									0					0					0.00%	0.00%	0.00%	0.00%	
Track & Field (Outdoor)	Boys	Freshman			0									0					0					0.00%	0.00%	0.00%	0.00%	
Volleyball	Boys	Freshman			0									0					0					0.00%	0.00%	0.00%	0.00%	
Water Polo	Boys	Freshman			0									0					0					0.00%	0.00%	0.00%	0.00%	
Wrestling	Boys	Freshman	30		30		Yes							18		18		18		18				1.23%	0.00%	0.00%	0.00%	
Baseball	Boys	8th Grade			0									0					0					0.00%	0.00%	0.00%	0.00%	
Basketball	Boys	8th Grade			0									0					0					0.00%	0.00%	0.00%	0.00%	
Bowling	Boys	8th Grade			0									0					0					0.00%	0.00%	0.00%	0.00%	
Cross Country	Boys	8th Grade			0									0					0					0.00%	0.00%	0.00%	0.00%	
Football	Boys	8th Grade			0									0					0					0.00%	0.00%	0.00%	0.00%	
Golf	Boys	8th Grade			0									0					0					0.00%	0.00%	0.00%	0.00%	
Lacrosse	Boys	8th Grade			0									0					0					0.00%	0.00%	0.00%	0.00%	
Rifle	Boys	8th Grade			0									0					0					0.00%	0.00%	0.00%	0.00%	
Soccer	Boys	8th Grade			0									0					0					0.00%	0.00%	0.00%	0.00%	
Swimming and Diving	Boys	8th Grade			0									0					0					0.00%	0.00%	0.00%	0.00%	
Tennis	Boys	8th Grade			0									0					0					0.00%	0.00%	0.00%	0.00%	
Track & Field (Indoor)	Boys	8th Grade			0									0					0					0.00%	0.00%	0.00%	0.00%	
Track & Field (Outdoor)	Boys	8th Grade			0									0					0					0.00%	0.00%	0.00%	0.00%	
Volleyball	Boys	8th Grade			0									0					0					0.00%	0.00%	0.00%	0.00%	
Water Polo	Boys	8th Grade			0									0					0					0.00%	0.00%	0.00%	0.00%	
Wrestling	Boys	8th Grade			0									0					0					1.22%	0.00%	0.00%	0.00%	

INTERSCHOLASTIC ATHLETIC OPPORTUNITIES DISCLOSURE FORM 16.4

2015 - 2016 School Year

School: Freedom HS - 4957

Page 2 - Section 1: Team Information

LEA: Bethlehem Area SD - 120481002

TEAM MEMBERSHIP														COACHES & TRAINERS																
Sport	Boys/Girls	Level	Total Number of Participants (As Of The Day Of The First Scheduled Team Competition)			Season(s) Team Competes			Team History (Format =YYYY, e.g. 1955)				Total Number of Competitions Scheduled Per Season				Total Number of Competitions Played Per Season				NUMBER OF COACHES PER TEAM				PERCENTAGE OF TIME SPENT BY EACH ATHLETIC TRAINER WITH EACH TEAM					
			Boys	Girls	TOTAL	F	W	S	Year Established ¹	Year of Demotion	Year of Elimination	Year of Reinstatement	F	W	S	Total	F	W	S	Total	Head		Assistant		Trainer 1	Trainer 2	Trainer 3	Trainer 4		
																					Full Time	Part Time	Full Time	Part Time						
Baseball	Boys	7th Grade			0									0					0							100.00%	0.00%	0.00%	0.00%	
Basketball	Boys	7th Grade			0									0					0								0.00%	0.00%	0.00%	0.00%
Bowling	Boys	7th Grade			0									0					0								0.00%	0.00%	0.00%	0.00%
Cross Country	Boys	7th Grade			0									0					0								0.00%	0.00%	0.00%	0.00%
Football	Boys	7th Grade			0									0					0								0.00%	0.00%	0.00%	0.00%
Golf	Boys	7th Grade			0									0					0								0.00%	0.00%	0.00%	0.00%
Lacrosse	Boys	7th Grade			0									0					0								0.00%	0.00%	0.00%	0.00%
Rifle	Boys	7th Grade			0									0					0								0.00%	0.00%	0.00%	0.00%
Soccer	Boys	7th Grade			0									0					0								0.00%	0.00%	0.00%	0.00%
Swimming and Diving	Boys	7th Grade			0									0					0								0.00%	0.00%	0.00%	0.00%
Tennis	Boys	7th Grade			0									0					0								0.00%	0.00%	0.00%	0.00%
Track & Field (Indoor)	Boys	7th Grade			0									0					0								0.00%	0.00%	0.00%	0.00%
Track & Field (Outdoor)	Boys	7th Grade			0									0					0								0.00%	0.00%	0.00%	0.00%
Volleyball	Boys	7th Grade			0									0					0								0.00%	0.00%	0.00%	0.00%
Water Polo	Boys	7th Grade			0									0					0								0.00%	0.00%	0.00%	0.00%
Wrestling	Boys	7th Grade			0									0					0								1.22%	0.00%	0.00%	0.00%
Basketball	Girls	Varsity		15	15		Yes		1967					22				22					1			1	0.00%	5.75%	0.00%	0.00%
Bowling	Girls	Varsity			0									0					0								0.00%	0.00%	0.00%	0.00%
Competitive Spirit	Girls	Varsity		14	14		Yes		2012					8				8					1			1	7.80%	0.00%	0.00%	0.00%
Cross Country	Girls	Varsity		13	13	Yes			1980					8				8						1			0.00%	3.30%	0.00%	0.00%
Field Hockey	Girls	Varsity		18	18	Yes			1975					18				18						1		1	0.00%	3.30%	0.00%	0.00%
Golf	Girls	Varsity			0	Yes			1967					10				10						1			0.00%	0.00%	0.00%	0.00%
Gymnastics	Girls	Varsity			0														0								0.00%	0.00%	0.00%	0.00%
Lacrosse	Girls	Varsity		15	15			Yes	2014									16				16		1		1	0.00%	3.00%	0.00%	0.00%
Rifle	Girls	Varsity		10	10		Yes		1967					16				16						1			0.00%	0.00%	0.00%	0.00%
Soccer	Girls	Varsity		23	23	Yes			1989					18				18						1		1	0.00%	3.30%	0.00%	0.00%
Softball, Fast Pitch	Girls	Varsity		16	16			Yes	1972									20				20		1		1	0.00%	5.50%	0.00%	0.00%
Swimming and Diving	Girls	Varsity		9	9		Yes		1968					11				11						1		1	0.00%	5.50%	0.00%	0.00%
Tennis	Girls	Varsity		31	31	Yes			1972					14				14						1			0.00%	3.30%	0.00%	0.00%
Track & Field (Indoor)	Girls	Varsity			0														0								0.00%	0.00%	0.00%	0.00%
Track & Field (Outdoor)	Girls	Varsity		39	39			Yes	1978									8				8		1		2	0.00%	5.75%	0.00%	0.00%
Volleyball	Girls	Varsity		15	15	Yes			1974					18				18						1			4.13%	0.00%	0.00%	0.00%

INTERSCHOLASTIC ATHLETIC OPPORTUNITIES DISCLOSURE FORM 16.4

2015 - 2016 School Year

School: Freedom HS - 4957

Page 2 - Section 1: Team Information

LEA: Bethlehem Area SD - 120481002

TEAM MEMBERSHIP														COACHES & TRAINERS																	
Sport	Boys/Girls	Level	Total Number of Participants (As Of The Day Of The First Scheduled Team Competition)			Season(s) Team Competes			Team History (Format =YYYY, e.g. 1955)				Total Number of Competitions Scheduled Per Season				Total Number of Competitions Played Per Season				NUMBER OF COACHES PER TEAM				PERCENTAGE OF TIME SPENT BY EACH ATHLETIC TRAINER WITH EACH TEAM						
			Boys	Girls	TOTAL	F	W	S	Year Established ¹	Year of Demotion	Year of Elimination	Year of Reinstatement	F	W	S	Total	F	W	S	Total	Head		Assistant		Trainer 1	Trainer 2	Trainer 3	Trainer 4			
																					Full Time	Part Time	Full Time	Part Time							
Water Polo	Girls	Varsity			0									0					0								100.00%	0.00%	0.00%	0.00%	
Basketball	Girls	Jr Varsity		10	10		Yes		1967					20		20		20		20					1			0.00%	5.50%	0.00%	0.00%
Bowling	Girls	Jr Varsity			0											0				0							0.00%	0.00%	0.00%	0.00%	
Competitive Spirit	Girls	Jr Varsity			0											0				0							7.80%	0.00%	0.00%	0.00%	
Cross Country	Girls	Jr Varsity			0											0				0							0.00%	0.00%	0.00%	0.00%	
Field Hockey	Girls	Jr Varsity		17	17	Yes			1975					18		18		18		18				1			0.00%	3.30%	0.00%	0.00%	
Golf	Girls	Jr Varsity			0											0				0							0.00%	0.00%	0.00%	0.00%	
Gymnastics	Girls	Jr Varsity			0											0				0							0.00%	0.00%	0.00%	0.00%	
Lacrosse	Girls	Jr Varsity		16	16			Yes	2014						16	16		16	16			1		1			0.00%	2.00%	0.00%	0.00%	
Rifle	Girls	Jr Varsity			0											0				0							0.00%	0.00%	0.00%	0.00%	
Soccer	Girls	Jr Varsity		16	16	Yes			1989					18		18		18		18				1			0.00%	3.30%	0.00%	0.00%	
Softball, Fast Pitch	Girls	Jr Varsity		19	19			Yes	1972						18	18		18	18					1			0.00%	5.50%	0.00%	0.00%	
Swimming and Diving	Girls	Jr Varsity			0											0				0				1			0.00%	0.00%	0.00%	0.00%	
Tennis	Girls	Jr Varsity			0											0				0							0.00%	0.00%	0.00%	0.00%	
Track & Field (Indoor)	Girls	Jr Varsity			0											0				0							0.00%	0.00%	0.00%	0.00%	
Track & Field (Outdoor)	Girls	Jr Varsity			0											0				0				1			0.00%	5.50%	0.00%	0.00%	
Volleyball	Girls	Jr Varsity		13	13	Yes			1974					18		18		18		18				1			4.13%	0.00%	0.00%	0.00%	
Water Polo	Girls	Jr Varsity			0											0				0							0.00%	0.00%	0.00%	0.00%	
Basketball	Girls	Freshman		11	11		Yes		1967						20		20		20					1			0.00%	5.50%	0.00%	0.00%	
Bowling	Girls	Freshman			0											0				0							0.00%	0.00%	0.00%	0.00%	
Competitive Spirit	Girls	Freshman			0											0				0							7.80%	0.00%	0.00%	0.00%	
Cross Country	Girls	Freshman			0											0				0							0.00%	0.00%	0.00%	0.00%	
Field Hockey	Girls	Freshman			0											0				0							0.00%	0.00%	0.00%	0.00%	
Golf	Girls	Freshman			0											0				0							0.00%	0.00%	0.00%	0.00%	
Gymnastics	Girls	Freshman			0											0				0							0.00%	0.00%	0.00%	0.00%	
Lacrosse	Girls	Freshman			0											0				0							0.00%	0.00%	0.00%	0.00%	
Rifle	Girls	Freshman			0											0				0							0.00%	0.00%	0.00%	0.00%	
Soccer	Girls	Freshman			0											0				0							0.00%	0.00%	0.00%	0.00%	
Softball, Fast Pitch	Girls	Freshman			0											0				0							0.00%	0.00%	0.00%	0.00%	
Swimming and Diving	Girls	Freshman			0											0				0							0.00%	0.00%	0.00%	0.00%	
Tennis	Girls	Freshman			0											0				0							0.00%	0.00%	0.00%	0.00%	
Track & Field (Indoor)	Girls	Freshman			0											0				0							0.00%	0.00%	0.00%	0.00%	

INTERSCHOLASTIC ATHLETIC OPPORTUNITIES DISCLOSURE FORM 16.4

2015 - 2016 School Year

School: Freedom HS - 4957

Page 2 - Section 1: Team Information

LEA: Bethlehem Area SD - 120481002

TEAM MEMBERSHIP														COACHES & TRAINERS														
Sport	Boys/Girls	Level	Total Number of Participants (As Of The Day Of The First Scheduled Team Competition)			Season(s) Team Competes			Team History (Format =YYYY, e.g. 1955)				Total Number of Competitions Scheduled Per Season				Total Number of Competitions Played Per Season				NUMBER OF COACHES PER TEAM				PERCENTAGE OF TIME SPENT BY EACH ATHLETIC TRAINER WITH EACH TEAM			
			Boys	Girls	TOTAL	F	W	S	Year Established ¹	Year of Demotion	Year of Elimination	Year of Reinstatement	F	W	S	Total	F	W	S	Total	Head		Assistant		Trainer 1	Trainer 2	Trainer 3	Trainer 4
																					Full Time	Part Time	Full Time	Part Time				
Track & Field (Outdoor)	Girls	Freshman			0									0					0					100.00%	100.00%	0.00%	0.00%	
Volleyball	Girls	Freshman			0									0					0					0.00%	0.00%	0.00%	0.00%	
Water Polo	Girls	Freshman			0									0					0					0.00%	0.00%	0.00%	0.00%	
Basketball	Girls	8th Grade			0									0					0					0.00%	0.00%	0.00%	0.00%	
Bowling	Girls	8th Grade			0									0					0					0.00%	0.00%	0.00%	0.00%	
Competitive Spirit	Girls	8th Grade			0									0					0					0.00%	0.00%	0.00%	0.00%	
Cross Country	Girls	8th Grade			0									0					0					0.00%	0.00%	0.00%	0.00%	
Field Hockey	Girls	8th Grade			0									0					0					0.00%	0.00%	0.00%	0.00%	
Golf	Girls	8th Grade			0									0					0					0.00%	0.00%	0.00%	0.00%	
Gymnastics	Girls	8th Grade			0									0					0					0.00%	0.00%	0.00%	0.00%	
Lacrosse	Girls	8th Grade			0									0					0					0.00%	0.00%	0.00%	0.00%	
Rifle	Girls	8th Grade			0									0					0					0.00%	0.00%	0.00%	0.00%	
Soccer	Girls	8th Grade			0									0					0					0.00%	0.00%	0.00%	0.00%	
Softball, Fast Pitch	Girls	8th Grade			0									0					0					0.00%	0.00%	0.00%	0.00%	
Swimming and Diving	Girls	8th Grade			0									0					0					0.00%	0.00%	0.00%	0.00%	
Tennis	Girls	8th Grade			0									0					0					0.00%	0.00%	0.00%	0.00%	
Track & Field (Indoor)	Girls	8th Grade			0									0					0					0.00%	0.00%	0.00%	0.00%	
Track & Field (Outdoor)	Girls	8th Grade			0									0					0					0.00%	0.00%	0.00%	0.00%	
Volleyball	Girls	8th Grade			0									0					0					0.00%	0.00%	0.00%	0.00%	
Water Polo	Girls	8th Grade			0									0					0					0.00%	0.00%	0.00%	0.00%	
Basketball	Girls	7th Grade			0									0					0					0.00%	0.00%	0.00%	0.00%	
Bowling	Girls	7th Grade			0									0					0					0.00%	0.00%	0.00%	0.00%	
Competitive Spirit	Girls	7th Grade			0									0					0					0.00%	0.00%	0.00%	0.00%	
Cross Country	Girls	7th Grade			0									0					0					0.00%	0.00%	0.00%	0.00%	
Field Hockey	Girls	7th Grade			0									0					0					0.00%	0.00%	0.00%	0.00%	
Golf	Girls	7th Grade			0									0					0					0.00%	0.00%	0.00%	0.00%	

INTERSCHOLASTIC ATHLETIC OPPORTUNITIES DISCLOSURE FORM 16.4

2015 - 2016 School Year

School: Freedom HS - 4957

Page 2 - Section 1: Team Information

LEA: Bethlehem Area SD - 120481002

TEAM MEMBERSHIP														COACHES & TRAINERS														
Sport	Boys/Girls	Level	Total Number of Participants (As Of The Day Of The First Scheduled Team Competition)			Season(s) Team Competes			Team History (Format =YYYY, e.g. 1955)				Total Number of Competitions Scheduled Per Season				Total Number of Competitions Played Per Season				NUMBER OF COACHES PER TEAM				PERCENTAGE OF TIME SPENT BY EACH ATHLETIC TRAINER WITH EACH TEAM			
			Boys	Girls	TOTAL	F	W	S	Year Established ¹	Year of Demotion	Year of Elimination	Year of Reinstatement	F	W	S	Total	F	W	S	Total	Head		Assistant		Trainer 1	Trainer 2	Trainer 3	Trainer 4
																					Full Time	Part Time	Full Time	Part Time				
Gymnastics	Girls	7th Grade			0									0					0						100.00%	100.00%	0.00%	0.00%
Lacrosse	Girls	7th Grade			0									0					0						0.00%	0.00%	0.00%	0.00%
Rifle	Girls	7th Grade			0									0					0						0.00%	0.00%	0.00%	0.00%
Soccer	Girls	7th Grade			0									0					0						0.00%	0.00%	0.00%	0.00%
Softball, Fast Pitch	Girls	7th Grade			0									0					0						0.00%	0.00%	0.00%	0.00%
Swimming and Diving	Girls	7th Grade			0									0					0						0.00%	0.00%	0.00%	0.00%
Tennis	Girls	7th Grade			0									0					0						0.00%	0.00%	0.00%	0.00%
Track & Field (Indoor)	Girls	7th Grade			0									0					0						0.00%	0.00%	0.00%	0.00%
Track & Field (Outdoor)	Girls	7th Grade			0									0					0						0.00%	0.00%	0.00%	0.00%
Volleyball	Girls	7th Grade			0									0					0						0.00%	0.00%	0.00%	0.00%
Water Polo	Girls	7th Grade			0									0					0						0.00%	0.00%	0.00%	0.00%

¹ For initial submission and for interscholastic athletic teams that were newly established.

INTERSCHOLASTIC ATHLETIC OPPORTUNITIES DISCLOSURE FORM 16.4

2015 - 2016 School Year

School: Freedom HS - 4957

Page 3 - Section 1: Financial Information

LEA: Bethlehem Area SD - 120481002

ATHLETIC EXPENDITURES

Team	Boys/Girls	Level	Total Annual School Team Expenditures	SCHOOL'S ANNUAL EXPENDITURES FOR EACH TEAM							NON-SCHOOL (BOOSTER CLUBS, ALUMNI & OTHER NON-SCHOOL) CONTRIBUTIONS & PURCHASES			
				Travel ¹	Uniforms ²	Supplies and Equipment ³	Facilities ⁴	Other	Coaching Staff Compensation per Sport per Season			Total Compensation For All Athletic Trainers Per Academic Year	List total value of contributions per team	List total value of purchases per team
									Fall	Winter	Spring			
			Totals	\$57,569.10	\$9,026.78	\$110,580.43	\$15,286.06	\$152,401.17	\$136,255.06	\$102,316.84	\$110,506.98	\$50,000.00	\$66,293.00	\$66,293.00
Baseball	Boys	Varsity	\$20,219.41	\$1,666.73		\$3,526.42	\$994.65	\$5,006.62			\$9,024.99		\$11,000.00	\$11,000.00
Basketball	Boys	Varsity	\$16,931.75	\$1,518.15		\$266.16	\$14.24	\$5,531.73		\$9,601.47			\$9,676.00	\$9,676.00
Bowling	Boys	Varsity	\$0.00										\$0.00	\$0.00
Cross Country	Boys	Varsity	\$6,807.29	\$853.32		\$369.58	\$11.39	\$1,103.86	\$4,469.14				\$0.00	\$0.00
Football	Boys	Varsity	\$87,168.28	\$4,679.55	\$5,349.27	\$7,582.31	\$4,115.51	\$25,476.72	\$39,964.92				\$0.00	\$0.00
Golf	Boys	Varsity	\$8,004.20	\$164.20		\$1,330.28	\$7.59	\$886.90	\$5,615.23				\$0.00	\$0.00
Lacrosse	Boys	Varsity	\$19,395.25	\$1,205.53	\$229.38	\$5,886.48	\$665.20	\$3,686.37			\$7,722.29		\$0.00	\$0.00
Rifle	Boys	Varsity	\$7,933.90	\$670.29		\$1,395.21	\$19.93	\$1,760.94		\$4,087.53			\$0.00	\$0.00
Soccer	Boys	Varsity	\$11,870.31	\$984.78		\$1,119.72	\$140.56	\$3,256.37	\$6,368.88				\$0.00	\$0.00
Swimming and Diving	Boys	Varsity	\$17,976.98	\$1,510.30		\$1,277.09	\$1,413.93	\$3,085.29		\$10,690.37			\$1,526.00	\$1,526.00
Tennis	Boys	Varsity	\$10,504.94	\$2,000.97		\$776.59	\$20.88	\$1,594.01			\$6,112.49		\$0.00	\$0.00
Track & Field (Indoor)	Boys	Varsity	\$0.00										\$0.00	\$0.00
Track & Field (Outdoor)	Boys	Varsity	\$37,204.04	\$1,880.38		\$16,207.89	\$427.32	\$3,459.57			\$15,228.88		\$0.00	\$0.00
Volleyball	Boys	Varsity	\$11,685.12	\$1,321.89		\$593.99	\$16.14	\$3,071.72			\$6,681.38		\$1,100.00	\$1,100.00
Water Polo	Boys	Varsity	\$0.00										\$0.00	\$0.00
Wrestling	Boys	Varsity	\$20,364.90	\$2,634.67		\$500.16	\$26.58	\$4,566.52		\$12,636.97			\$5,545.00	\$5,545.00
Baseball	Boys	Jr Varsity	\$18,091.04	\$1,491.29		\$3,155.21	\$889.95	\$4,479.60			\$8,074.99		\$0.00	\$0.00
Basketball	Boys	Jr Varsity	\$14,674.18	\$1,315.73		\$230.67	\$12.34	\$4,794.16		\$8,321.28			\$0.00	\$0.00
Bowling	Boys	Jr Varsity	\$0.00										\$0.00	\$0.00
Cross Country	Boys	Jr Varsity	\$0.00										\$0.00	\$0.00
Football	Boys	Jr Varsity	\$0.00										\$0.00	\$0.00
Golf	Boys	Jr Varsity	\$0.00										\$0.00	\$0.00
Lacrosse	Boys	Jr Varsity	\$16,624.51	\$1,033.31	\$196.62	\$5,045.56	\$570.17	\$3,159.75			\$6,619.10		\$0.00	\$0.00
Rifle	Boys	Jr Varsity	\$0.00										\$0.00	\$0.00
Soccer	Boys	Jr Varsity	\$15,827.06	\$1,313.05		\$1,492.95	\$187.41	\$4,341.82	\$8,491.83				\$0.00	\$0.00
Swimming and Diving	Boys	Jr Varsity	\$0.00										\$0.00	\$0.00
Tennis	Boys	Jr Varsity	\$0.00										\$0.00	\$0.00
Track & Field (Indoor)	Boys	Jr Varsity	\$0.00										\$0.00	\$0.00
Track & Field (Outdoor)	Boys	Jr Varsity	\$0.00										\$0.00	\$0.00
Volleyball	Boys	Jr Varsity	\$6,873.60	\$777.58		\$349.41	\$9.49	\$1,806.89			\$3,930.23		\$0.00	\$0.00
Water Polo	Boys	Jr Varsity	\$0.00										\$0.00	\$0.00
Wrestling	Boys	Jr Varsity	\$21,819.54	\$2,822.86		\$535.88	\$28.47	\$4,892.71		\$13,539.62			\$0.00	\$0.00
Baseball	Boys	Freshman	\$0.00										\$0.00	\$0.00
Basketball	Boys	Freshman	\$13,545.40	\$1,214.52		\$212.93	\$11.39	\$4,425.38		\$7,681.18			\$0.00	\$0.00
Bowling	Boys	Freshman	\$0.00										\$0.00	\$0.00
Cross Country	Boys	Freshman	\$0.00										\$0.00	\$0.00
Football	Boys	Freshman	\$52,984.64	\$2,844.44	\$3,251.51	\$4,608.86	\$2,501.58	\$15,485.85	\$24,292.40				\$0.00	\$0.00
Golf	Boys	Freshman	\$0.00										\$0.00	\$0.00
Lacrosse	Boys	Freshman	\$0.00										\$0.00	\$0.00
Rifle	Boys	Freshman	\$0.00										\$0.00	\$0.00
Soccer	Boys	Freshman	\$0.00										\$0.00	\$0.00
Swimming and Diving	Boys	Freshman	\$0.00										\$0.00	\$0.00
Tennis	Boys	Freshman	\$0.00										\$0.00	\$0.00
Track & Field (Indoor)	Boys	Freshman	\$0.00										\$0.00	\$0.00
Track & Field (Outdoor)	Boys	Freshman	\$0.00										\$0.00	\$0.00
Volleyball	Boys	Freshman	\$0.00										\$0.00	\$0.00
Water Polo	Boys	Freshman	\$0.00										\$0.00	\$0.00
Wrestling	Boys	Freshman	\$0.00										\$0.00	\$0.00
Baseball	Boys	8th Grade	\$0.00										\$0.00	\$0.00
Basketball	Boys	8th Grade	\$0.00										\$0.00	\$0.00
Bowling	Boys	8th Grade	\$0.00										\$0.00	\$0.00
Cross Country	Boys	8th Grade	\$0.00										\$0.00	\$0.00
Football	Boys	8th Grade	\$0.00										\$0.00	\$0.00
Golf	Boys	8th Grade	\$0.00										\$0.00	\$0.00
Lacrosse	Boys	8th Grade	\$0.00										\$0.00	\$0.00

INTERSCHOLASTIC ATHLETIC OPPORTUNITIES DISCLOSURE FORM 16.4

2015 - 2016 School Year

School: Freedom HS - 4957

Page 3 - Section 1: Financial Information

LEA: Bethlehem Area SD - 120481002

ATHLETIC EXPENDITURES

Team	Boys/Girls	Level	Total Annual School Team Expenditures	SCHOOL'S ANNUAL EXPENDITURES FOR EACH TEAM							NON-SCHOOL (BOOSTER CLUBS, ALUMNI & OTHER NON-SCHOOL) CONTRIBUTIONS & PURCHASES			
				Travel ¹	Uniforms ²	Supplies and Equipment ³	Facilities ⁴	Other	Coaching Staff Compensation per Sport per Season			Total Compensation For All Athletic Trainers Per Academic Year	List total value of contributions per team	List total value of purchases per team
									Fall	Winter	Spring			
Totals				\$57,569.10	\$9,026.78	\$110,580.43	\$15,286.06	\$152,401.17	\$136,255.06	\$102,316.84	\$110,506.98	\$50,000.00	\$66,293.00	\$66,293.00
Rifle	Boys	8th Grade	\$0.00										\$0.00	\$0.00
Soccer	Boys	8th Grade	\$0.00										\$0.00	\$0.00
Swimming and Diving	Boys	8th Grade	\$0.00										\$0.00	\$0.00
Tennis	Boys	8th Grade	\$0.00										\$0.00	\$0.00
Track & Field (Indoor)	Boys	8th Grade	\$0.00										\$0.00	\$0.00
Track & Field (Outdoor)	Boys	8th Grade	\$0.00										\$0.00	\$0.00
Volleyball	Boys	8th Grade	\$0.00										\$0.00	\$0.00
Water Polo	Boys	8th Grade	\$0.00										\$0.00	\$0.00
Wrestling	Boys	8th Grade	\$0.00										\$0.00	\$0.00
Baseball	Boys	7th Grade	\$0.00										\$0.00	\$0.00
Basketball	Boys	7th Grade	\$0.00										\$0.00	\$0.00
Bowling	Boys	7th Grade	\$0.00										\$0.00	\$0.00
Cross Country	Boys	7th Grade	\$0.00										\$0.00	\$0.00
Football	Boys	7th Grade	\$0.00										\$0.00	\$0.00
Golf	Boys	7th Grade	\$0.00										\$0.00	\$0.00
Lacrosse	Boys	7th Grade	\$0.00										\$0.00	\$0.00
Rifle	Boys	7th Grade	\$0.00										\$0.00	\$0.00
Soccer	Boys	7th Grade	\$0.00										\$0.00	\$0.00
Swimming and Diving	Boys	7th Grade	\$0.00										\$0.00	\$0.00
Tennis	Boys	7th Grade	\$0.00										\$0.00	\$0.00
Track & Field (Indoor)	Boys	7th Grade	\$0.00										\$0.00	\$0.00
Track & Field (Outdoor)	Boys	7th Grade	\$0.00										\$0.00	\$0.00
Volleyball	Boys	7th Grade	\$0.00										\$0.00	\$0.00
Water Polo	Boys	7th Grade	\$0.00										\$0.00	\$0.00
Wrestling	Boys	7th Grade	\$0.00										\$0.00	\$0.00
Basketball	Girls	Varsity	\$15,836.85	\$1,884.57		\$274.10	\$14.24	\$4,809.51		\$8,854.43			\$19,814.00	\$19,814.00
Bowling	Girls	Varsity	\$0.00										\$0.00	\$0.00
Competitive Spirit	Girls	Varsity	\$14,715.17	\$3,752.10		\$3,275.11	\$344.86	\$1,195.98		\$6,147.12			\$12,051.00	\$12,051.00
Cross Country	Girls	Varsity	\$7,374.57	\$924.44		\$400.37	\$12.34	\$1,195.85	\$4,841.57				\$0.00	\$0.00
Field Hockey	Girls	Varsity	\$16,616.28	\$882.38		\$4,954.25	\$19.87	\$2,742.75	\$8,017.03				\$0.00	\$0.00
Golf	Girls	Varsity	\$0.00										\$0.00	\$0.00
Gymnastics	Girls	Varsity	\$0.00										\$0.00	\$0.00
Lacrosse	Girls	Varsity	\$12,514.87	\$936.07		\$3,159.55	\$485.99	\$2,339.89			\$5,593.37		\$0.00	\$0.00
Rifle	Girls	Varsity	\$3,778.04	\$319.18		\$664.38	\$9.49	\$838.55		\$1,946.44			\$0.00	\$0.00
Soccer	Girls	Varsity	\$17,653.97	\$974.00		\$3,988.82	\$21.83	\$3,025.58	\$9,643.74				\$1,135.00	\$1,135.00
Softball, Fast Pitch	Girls	Varsity	\$14,153.30	\$1,060.68		\$3,023.95	\$195.93	\$2,345.78			\$7,526.96		\$0.00	\$0.00
Swimming and Diving	Girls	Varsity	\$10,786.20	\$906.18		\$766.25	\$848.36	\$1,851.18		\$6,414.23			\$1,526.00	\$1,526.00
Tennis	Girls	Varsity	\$11,006.80	\$2,057.08		\$1,623.43	\$29.42	\$2,020.63			\$5,276.24		\$0.00	\$0.00
Track & Field (Indoor)	Girls	Varsity	\$0.00										\$0.00	\$0.00
Track & Field (Outdoor)	Girls	Varsity	\$33,743.20	\$1,705.47		\$14,700.17	\$387.57	\$3,137.75			\$13,812.24		\$0.00	\$0.00
Volleyball	Girls	Varsity	\$10,154.16	\$994.38		\$1,333.07	\$14.24	\$2,310.69	\$5,501.78				\$2,920.00	\$2,920.00
Water Polo	Girls	Varsity	\$0.00										\$0.00	\$0.00
Basketball	Girls	Jr Varsity	\$10,557.89	\$1,256.38		\$182.73	\$9.49	\$3,206.34		\$5,902.95			\$0.00	\$0.00
Bowling	Girls	Jr Varsity	\$0.00										\$0.00	\$0.00
Competitive Spirit	Girls	Jr Varsity	\$0.00										\$0.00	\$0.00
Cross Country	Girls	Jr Varsity	\$0.00										\$0.00	\$0.00
Field Hockey	Girls	Jr Varsity	\$15,693.13	\$833.35		\$4,679.01	\$18.76	\$2,590.37	\$7,571.64				\$0.00	\$0.00
Golf	Girls	Jr Varsity	\$0.00										\$0.00	\$0.00
Gymnastics	Girls	Jr Varsity	\$0.00										\$0.00	\$0.00
Lacrosse	Girls	Jr Varsity	\$13,347.64	\$998.36		\$3,369.80	\$518.32	\$2,495.60			\$5,965.56		\$0.00	\$0.00
Rifle	Girls	Jr Varsity	\$0.00										\$0.00	\$0.00
Soccer	Girls	Jr Varsity	\$12,283.03	\$677.57		\$2,774.83	\$15.19	\$2,106.75	\$6,708.69				\$0.00	\$0.00
Softball, Fast Pitch	Girls	Jr Varsity	\$16,807.03	\$1,259.56		\$3,590.94	\$232.66	\$2,785.61			\$8,938.26		\$0.00	\$0.00
Swimming and Diving	Girls	Jr Varsity	\$0.00										\$0.00	\$0.00
Tennis	Girls	Jr Varsity	\$0.00										\$0.00	\$0.00
Track & Field (Indoor)	Girls	Jr Varsity	\$0.00										\$0.00	\$0.00

INTERSCHOLASTIC ATHLETIC OPPORTUNITIES DISCLOSURE FORM 16.4

2015 - 2016 School Year

School: Freedom HS - 4957

Page 3 - Section 1: Financial Information

LEA: Bethlehem Area SD - 120481002

ATHLETIC EXPENDITURES

Team	Boys/Girls	Level	Total Annual School Team Expenditures	SCHOOL'S ANNUAL EXPENDITURES FOR EACH TEAM							NON-SCHOOL (BOOSTER CLUBS, ALUMNI & OTHER NON-SCHOOL) CONTRIBUTIONS & PURCHASES			
				Travel ¹	Uniforms ²	Supplies and Equipment ³	Facilities ⁴	Other	Coaching Staff Compensation per Sport per Season			Total Compensation For All Athletic Trainers Per Academic Year	List total value of contributions per team	List total value of purchases per team
									Fall	Winter	Spring			
Totals				\$57,569.10	\$9,026.78	\$110,580.43	\$15,286.06	\$152,401.17	\$136,255.06	\$102,316.84	\$110,506.98	\$50,000.00	\$66,293.00	\$66,293.00
Track & Field (Outdoor)	Girls	Jr Varsity	\$0.00										\$0.00	\$0.00
Volleyball	Girls	Jr Varsity	\$8,800.26	\$861.79	\$1,155.32	\$12.34	\$2,002.60	\$4,768.21					\$0.00	\$0.00
Water Polo	Girls	Jr Varsity	\$0.00										\$0.00	\$0.00
Basketball	Girls	Freshman	\$11,613.69	\$1,382.02	\$201.00	\$10.44	\$3,526.98		\$6,493.25				\$0.00	\$0.00
Bowling	Girls	Freshman	\$0.00										\$0.00	\$0.00
Competitive Spirit	Girls	Freshman	\$0.00										\$0.00	\$0.00
Cross Country	Girls	Freshman	\$0.00										\$0.00	\$0.00
Field Hockey	Girls	Freshman	\$0.00										\$0.00	\$0.00
Golf	Girls	Freshman	\$0.00										\$0.00	\$0.00
Gymnastics	Girls	Freshman	\$0.00										\$0.00	\$0.00
Lacrosse	Girls	Freshman	\$0.00										\$0.00	\$0.00
Rifle	Girls	Freshman	\$0.00										\$0.00	\$0.00
Soccer	Girls	Freshman	\$0.00										\$0.00	\$0.00
Softball, Fast Pitch	Girls	Freshman	\$0.00										\$0.00	\$0.00
Swimming and Diving	Girls	Freshman	\$0.00										\$0.00	\$0.00
Tennis	Girls	Freshman	\$0.00										\$0.00	\$0.00
Track & Field (Indoor)	Girls	Freshman	\$0.00										\$0.00	\$0.00
Track & Field (Outdoor)	Girls	Freshman	\$0.00										\$0.00	\$0.00
Volleyball	Girls	Freshman	\$0.00										\$0.00	\$0.00
Water Polo	Girls	Freshman	\$0.00										\$0.00	\$0.00
Basketball	Girls	8th Grade	\$0.00										\$0.00	\$0.00
Bowling	Girls	8th Grade	\$0.00										\$0.00	\$0.00
Competitive Spirit	Girls	8th Grade	\$0.00										\$0.00	\$0.00
Cross Country	Girls	8th Grade	\$0.00										\$0.00	\$0.00
Field Hockey	Girls	8th Grade	\$0.00										\$0.00	\$0.00
Golf	Girls	8th Grade	\$0.00										\$0.00	\$0.00
Gymnastics	Girls	8th Grade	\$0.00										\$0.00	\$0.00
Lacrosse	Girls	8th Grade	\$0.00										\$0.00	\$0.00
Rifle	Girls	8th Grade	\$0.00										\$0.00	\$0.00
Soccer	Girls	8th Grade	\$0.00										\$0.00	\$0.00
Softball, Fast Pitch	Girls	8th Grade	\$0.00										\$0.00	\$0.00
Swimming and Diving	Girls	8th Grade	\$0.00										\$0.00	\$0.00
Tennis	Girls	8th Grade	\$0.00										\$0.00	\$0.00
Track & Field (Indoor)	Girls	8th Grade	\$0.00										\$0.00	\$0.00
Track & Field (Outdoor)	Girls	8th Grade	\$0.00										\$0.00	\$0.00
Volleyball	Girls	8th Grade	\$0.00										\$0.00	\$0.00
Water Polo	Girls	8th Grade	\$0.00										\$0.00	\$0.00
Basketball	Girls	7th Grade	\$0.00										\$0.00	\$0.00
Bowling	Girls	7th Grade	\$0.00										\$0.00	\$0.00
Competitive Spirit	Girls	7th Grade	\$0.00										\$0.00	\$0.00
Cross Country	Girls	7th Grade	\$0.00										\$0.00	\$0.00
Field Hockey	Girls	7th Grade	\$0.00										\$0.00	\$0.00
Golf	Girls	7th Grade	\$0.00										\$0.00	\$0.00
Gymnastics	Girls	7th Grade	\$0.00										\$0.00	\$0.00
Lacrosse	Girls	7th Grade	\$0.00										\$0.00	\$0.00
Rifle	Girls	7th Grade	\$0.00										\$0.00	\$0.00
Soccer	Girls	7th Grade	\$0.00										\$0.00	\$0.00
Softball, Fast Pitch	Girls	7th Grade	\$0.00										\$0.00	\$0.00
Swimming and Diving	Girls	7th Grade	\$0.00										\$0.00	\$0.00
Tennis	Girls	7th Grade	\$0.00										\$0.00	\$0.00
Track & Field (Indoor)	Girls	7th Grade	\$0.00										\$0.00	\$0.00
Track & Field (Outdoor)	Girls	7th Grade	\$0.00										\$0.00	\$0.00
Volleyball	Girls	7th Grade	\$0.00										\$0.00	\$0.00
Water Polo	Girls	7th Grade	\$0.00										\$0.00	\$0.00

¹ Travel (transportation, housing furnished during travel & per diem dining allowances).

INTERSCHOLASTIC ATHLETIC OPPORTUNITIES DISCLOSURE FORM 16.4

2015 - 2016 School Year

School: Freedom HS - 4957

Page 3 - Section 1: Financial Information

LEA: Bethlehem Area SD - 120481002

ATHLETIC EXPENDITURES

Team	Boys/Girls	Level	Total Annual School Team Expenditures	SCHOOL'S ANNUAL EXPENDITURES FOR EACH TEAM							NON-SCHOOL (BOOSTER CLUBS, ALUMNI & OTHER NON-SCHOOL) CONTRIBUTIONS & PURCHASES			
				Travel ¹	Uniforms ²	Supplies and Equipment ³	Facilities ⁴	Other	Coaching Staff Compensation per Sport per Season			Total Compensation For All Athletic Trainers Per Academic Year	List total value of contributions per team	List total value of purchases per team
									Fall	Winter	Spring			
Totals				\$57,569.10	\$9,026.78	\$110,580.43	\$15,286.06	\$152,401.17	\$136,255.06	\$102,316.84	\$110,506.98	\$50,000.00	\$66,293.00	\$66,293.00

² Purchase and/or Replacement of Athletic Uniforms (clothing for practice & competition).

³ Purchase and/or Replacement of Equipment and Supplies.

⁴ Expenditures for Construction, Renovation, Maintenance, Rental, Expansion and Repair of Athletic Facilities.

Note: For a facility shared by multiple teams, calculate per team cost by dividing total facility expenditures by number of teams using facility or by using the percentage of time used by each team.

INTERSCHOLASTIC ATHLETIC OPPORTUNITIES DISCLOSURE FORM 16.4

2015 - 2016 School Year

School: Freedom HS - 4957

Page 4 - Section 1: Comments

LEA: Bethlehem Area SD - 120481002

Please Provide All Applicable Comments Below

For Best Results, Compose In A Word Processor, Copy And Paste To The Formula Bar Above, Then Press Enter.

Input Is Limited To 100 Characters

INTERSCHOLASTIC ATHLETIC OPPORTUNITIES DISCLOSURE FORM 16.4

2015 - 2016 School Year

School: Freedom HS - 4957

Page 5 - Section 1: Gender and Race/Ethnicity Information

LEA: Bethlehem Area SD - 120481002

Gender	School Totals								Athletic Program Totals							
	Race/Ethnicity Code								Race/Ethnicity Code							
	American Indian/Alaskan Native	Black/African American (Not Hispanic)	Hispanic (Any Race)	White/Caucasian (Not Hispanic)	Multi-Racial (Not Hispanic)	Asian (Not Hispanic)	Native Hawaiian or Other Pacific Islander (Not Hispanic)	Total	American Indian/Alaskan Native	Black/African American (Not Hispanic)	Hispanic (Any Race)	White/Caucasian (Not Hispanic)	Multi-Racial (Not Hispanic)	Asian (Not Hispanic)	Native Hawaiian or Other Pacific Islander (Not Hispanic)	Total
Male	0	112	334	523	*	43	*	1,020	2	63	45	181		2		293
Female	*	97	277	475	*	37	*	894	2	25	28	138		5		198
Total	*	209	611	998	*	80	*	1,914	4	88	73	319	0	7	0	491

Note: Some information has been redacted in order to protect individual identification

INTERSCHOLASTIC ATHLETIC OPPORTUNITIES DISCLOSURE FORM 16.4

2015 - 2016 School Year

Page 1 - Section 1: General Information

Ver 16.4

LEA & School Information

LEA Name:	Bethlehem Area SD
LEA Address:	1516 Sycamore St Bethlehem, PA 18017
LEA AUN:	120481002
School Name:	Liberty HS
School Address:	1115 Linden St Bethlehem, PA 18018
School Number:	3465

School Enrollment Data

		Grade	Boys	Girls	Total
		7th	0	0	0
		8th	0	0	0
		9th	398	369	767
		10th	369	327	696
		11th	320	321	641
		12th	349	304	653
		Total	1436	1321	2757

Contact Information

Name of LEAs Title IX Compliance Officer:	Russell Giordano		
Telephone Number:	610-861-0500	Extension:	60226
Email Address:	rgiordano@basdschools.org		
Name of Individual Completing This Form:	Stacy Gober		
Telephone Number:	610-861-0500	Extension:	60202
Email Address:	sgober@basdschools.org		

Interscholastic Team Sponsorship

Does This School Sponsor Any Interscholastic Athletic Teams? (Yes or No)	Yes
---	------------



If Your Answer To The Above Question Is No, **Stop!**
 If You Have Athletes Playing For Another School, Please Explain On Page 4.
 Otherwise, You Do Not Need To Complete The Remainder Of The Survey For This School.
 Please Submit Per The Instructions Provided.

INTERSCHOLASTIC ATHLETIC OPPORTUNITIES DISCLOSURE FORM 16.4

2015 - 2016 School Year

School: Liberty HS - 3465

Page 2 - Section 1: Team Information

LEA: Bethlehem Area SD - 120481002

TEAM MEMBERSHIP													COACHES & TRAINERS																	
Sport	Boys/Girls	Level	Total Number of Participants (As Of The Day Of The First Scheduled Team Competition)			Season(s) Team Competes			Team History (Format =YYYY, e.g. 1955)				Total Number of Competitions Scheduled Per Season				Total Number of Competitions Played Per Season				NUMBER OF COACHES PER TEAM				PERCENTAGE OF TIME SPENT BY EACH ATHLETIC TRAINER WITH EACH TEAM					
			Boys	Girls	TOTAL	F	W	S	Year Established ¹	Year of Demotion	Year of Elimination	Year of Reinstatement	F	W	S	Total	F	W	S	Total	Head		Assistant		Trainer 1	Trainer 2	Trainer 3	Trainer 4		
																					Full Time	Part Time	Full Time	Part Time						
Baseball	Boys	Varsity	18		18			Yes	1917														1				6.60%	0.00%	0.00%	0.00%
Basketball	Boys	Varsity	13		13		Yes		1917						22				22				1				4.13%	0.00%	0.00%	0.00%
Bowling	Boys	Varsity			0														0								0.00%	0.00%	0.00%	0.00%
Cross Country	Boys	Varsity	20		20	Yes			1930						10				10				1				0.00%	3.30%	0.00%	0.00%
Football	Boys	Varsity	60		60	Yes			1918						10				10				1				4.60%	0.00%	0.00%	0.00%
Golf	Boys	Varsity	9		9	Yes			1964						10				10				1				0.00%	0.00%	0.00%	0.00%
Lacrosse	Boys	Varsity	20		20			Yes	2012										16				1				0.00%	3.30%	0.00%	0.00%
Rifle	Boys	Varsity	14		14		Yes		1966						16				16				1				0.00%	0.00%	0.00%	0.00%
Soccer	Boys	Varsity	19		19	Yes			1917						18				18				1				0.00%	3.30%	0.00%	0.00%
Swimming and Diving	Boys	Varsity	35		35		Yes		1923						11				11				1				0.00%	5.50%	0.00%	0.00%
Tennis	Boys	Varsity	14		14			Yes											14				1				6.60%	0.00%	0.00%	0.00%
Track & Field (Indoor)	Boys	Varsity			0														0								0.00%	0.00%	0.00%	0.00%
Track & Field (Outdoor)	Boys	Varsity	56		56			Yes	1918										8				1				6.60%	0.00%	0.00%	0.00%
Volleyball	Boys	Varsity	12		12			Yes	1970										18				1				0.00%	5.50%	0.00%	0.00%
Water Polo	Boys	Varsity			0														0								0.00%	0.00%	0.00%	0.00%
Wrestling	Boys	Varsity	14		14		Yes		1925						20				20				1				3.67%	0.00%	0.00%	0.00%
Baseball	Boys	Jr Varsity	22		22	Yes			1975										20								6.60%	0.00%	0.00%	0.00%
Basketball	Boys	Jr Varsity	14		14		Yes		1968						20				20								3.67%	0.00%	0.00%	0.00%
Bowling	Boys	Jr Varsity			0														0								0.00%	0.00%	0.00%	0.00%
Cross Country	Boys	Jr Varsity			0														0								0.00%	0.00%	0.00%	0.00%
Football	Boys	Jr Varsity	31		31	Yes			1963						9				9								4.13%	0.00%	0.00%	0.00%
Golf	Boys	Jr Varsity			0														0								0.00%	0.00%	0.00%	0.00%
Lacrosse	Boys	Jr Varsity	16		16			Yes	2012										16				1				0.00%	3.00%	0.00%	0.00%
Rifle	Boys	Jr Varsity			0														0								0.00%	0.00%	0.00%	0.00%
Soccer	Boys	Jr Varsity	22		22	Yes			1963						18				18								6.60%	3.30%	0.00%	0.00%
Swimming and Diving	Boys	Jr Varsity			0														0								0.00%	0.00%	0.00%	0.00%
Tennis	Boys	Jr Varsity			0														0								0.00%	0.00%	0.00%	0.00%
Track & Field (Indoor)	Boys	Jr Varsity			0														0								0.00%	0.00%	0.00%	0.00%
Track & Field (Outdoor)	Boys	Jr Varsity			0														0								0.00%	0.00%	0.00%	0.00%
Volleyball	Boys	Jr Varsity	12		12			Yes	1970										18								0.00%	3.50%	0.00%	0.00%
Water Polo	Boys	Jr Varsity			0														0								0.00%	0.00%	0.00%	0.00%
Wrestling	Boys	Jr Varsity	16		16		Yes		1925						18				18								3.67%	0.00%	0.00%	0.00%
Baseball	Boys	Freshman			0														0								0.00%	0.00%	0.00%	0.00%
Basketball	Boys	Freshman	12		12		Yes		1983						20				20								3.67%	0.00%	0.00%	0.00%
Bowling	Boys	Freshman			0														0								0.00%	0.00%	0.00%	0.00%
Cross Country	Boys	Freshman			0														0								0.00%	0.00%	0.00%	0.00%
Football	Boys	Freshman	34		34	Yes			1983						10				10								4.13%	0.00%	0.00%	0.00%
Golf	Boys	Freshman			0														0								0.00%	0.00%	0.00%	0.00%

INTERSCHOLASTIC ATHLETIC OPPORTUNITIES DISCLOSURE FORM 16.4

2015 - 2016 School Year

School: Liberty HS - 3465

Page 2 - Section 1: Team Information

LEA: Bethlehem Area SD - 120481002

TEAM MEMBERSHIP														COACHES & TRAINERS																
Sport	Boys/Girls	Level	Total Number of Participants (As Of The Day Of The First Scheduled Team Competition)			Season(s) Team Competes			Team History (Format =YYYY, e.g. 1955)				Total Number of Competitions Scheduled Per Season				Total Number of Competitions Played Per Season				NUMBER OF COACHES PER TEAM				PERCENTAGE OF TIME SPENT BY EACH ATHLETIC TRAINER WITH EACH TEAM					
			Boys	Girls	TOTAL	F	W	S	Year Established ¹	Year of Demotion	Year of Elimination	Year of Reinstatement	F	W	S	Total	F	W	S	Total	Head		Assistant		Trainer 1	Trainer 2	Trainer 3	Trainer 4		
																					Full Time	Part Time	Full Time	Part Time						
Baseball	Boys	7th Grade			0									0					0							100.00%	0.00%	0.00%	0.00%	
Basketball	Boys	7th Grade			0									0					0								0.00%	0.00%	0.00%	0.00%
Bowling	Boys	7th Grade			0									0					0								0.00%	0.00%	0.00%	0.00%
Cross Country	Boys	7th Grade			0									0					0								0.00%	0.00%	0.00%	0.00%
Football	Boys	7th Grade			0									0					0								0.00%	0.00%	0.00%	0.00%
Golf	Boys	7th Grade			0									0					0								0.00%	0.00%	0.00%	0.00%
Lacrosse	Boys	7th Grade			0									0					0								0.00%	0.00%	0.00%	0.00%
Rifle	Boys	7th Grade			0									0					0								0.00%	0.00%	0.00%	0.00%
Soccer	Boys	7th Grade			0									0					0								0.00%	0.00%	0.00%	0.00%
Swimming and Diving	Boys	7th Grade			0									0					0								0.00%	0.00%	0.00%	0.00%
Tennis	Boys	7th Grade			0									0					0								0.00%	0.00%	0.00%	0.00%
Track & Field (Indoor)	Boys	7th Grade			0									0					0								0.00%	0.00%	0.00%	0.00%
Track & Field (Outdoor)	Boys	7th Grade			0									0					0								0.00%	0.00%	0.00%	0.00%
Volleyball	Boys	7th Grade			0									0					0								0.00%	0.00%	0.00%	0.00%
Water Polo	Boys	7th Grade			0									0					0								0.00%	0.00%	0.00%	0.00%
Wrestling	Boys	7th Grade			0									0					0								1.22%	0.00%	0.00%	0.00%
Basketball	Girls	Varsity		14	14		Yes		1917					22				22					1			1	0.00%	5.75%	0.00%	0.00%
Bowling	Girls	Varsity			0									0					0								0.00%	0.00%	0.00%	0.00%
Competitive Spirit	Girls	Varsity		20	20		Yes						8				8		8				1			1	7.80%	0.00%	0.00%	0.00%
Cross Country	Girls	Varsity		26	26	Yes			1980				8			8	8		8					1			0.00%	3.30%	0.00%	0.00%
Field Hockey	Girls	Varsity		18	18	Yes			1928				18			18	18		18					1		1	0.00%	3.30%	0.00%	0.00%
Golf	Girls	Varsity			0	Yes							10			10	10		10					1			0.00%	0.00%	0.00%	0.00%
Gymnastics	Girls	Varsity			0									0					0								0.00%	0.00%	0.00%	0.00%
Lacrosse	Girls	Varsity		20	20			Yes	2012						16	16			16	16				1		1	0.00%	3.00%	0.00%	0.00%
Rifle	Girls	Varsity		10	10		Yes		1966					16		16		16	16					1			0.00%	0.00%	0.00%	0.00%
Soccer	Girls	Varsity		20	20	Yes			1989				18			18	18		18					1		1	0.00%	3.30%	0.00%	0.00%
Softball, Fast Pitch	Girls	Varsity		16	16			Yes	1953						20	20			20	20				1		1	0.00%	5.50%	0.00%	0.00%
Swimming and Diving	Girls	Varsity		47	47		Yes		1927					11		11		11	11					1		1	0.00%	5.50%	0.00%	0.00%
Tennis	Girls	Varsity		21	21	Yes			1925				14			14	14		14					1			0.00%	3.30%	0.00%	0.00%
Track & Field (Indoor)	Girls	Varsity			0									0					0								0.00%	0.00%	0.00%	0.00%
Track & Field (Outdoor)	Girls	Varsity		70	70			Yes	1974						8	8			8	8				1		2	0.00%	5.75%	0.00%	0.00%
Volleyball	Girls	Varsity		12	12	Yes			1983				18			18	18		18					1			4.13%	0.00%	0.00%	0.00%

INTERSCHOLASTIC ATHLETIC OPPORTUNITIES DISCLOSURE FORM 16.4

2015 - 2016 School Year

School: Liberty HS - 3465

Page 2 - Section 1: Team Information

LEA: Bethlehem Area SD - 120481002

TEAM MEMBERSHIP														COACHES & TRAINERS																			
Sport	Boys/Girls	Level	Total Number of Participants (As Of The Day Of The First Scheduled Team Competition)			Season(s) Team Competes			Team History (Format =YYYY, e.g. 1955)				Total Number of Competitions Scheduled Per Season				Total Number of Competitions Played Per Season				NUMBER OF COACHES PER TEAM				PERCENTAGE OF TIME SPENT BY EACH ATHLETIC TRAINER WITH EACH TEAM								
			Boys	Girls	TOTAL	F	W	S	Year Established ¹	Year of Demotion	Year of Elimination	Year of Reinstatement	F	W	S	Total	F	W	S	Total	Head		Assistant		Trainer 1	Trainer 2	Trainer 3	Trainer 4					
																					Full Time	Part Time	Full Time	Part Time									
Water Polo	Girls	Varsity			0									0					0										0.00%	0.00%	0.00%	0.00%	
Basketball	Girls	Jr Varsity		13	13		Yes		1983						20			20		20							1			0.00%	5.50%	0.00%	0.00%
Bowling	Girls	Jr Varsity			0									0					0										0.00%	0.00%	0.00%	0.00%	
Competitive Spirit	Girls	Jr Varsity			0									0					0										7.80%	0.00%	0.00%	0.00%	
Cross Country	Girls	Jr Varsity			0									0					0										0.00%	0.00%	0.00%	0.00%	
Field Hockey	Girls	Jr Varsity		16	16	Yes			1975					18			18	18	18							1			0.00%	3.30%	0.00%	0.00%	
Golf	Girls	Jr Varsity			0									0					0										0.00%	0.00%	0.00%	0.00%	
Gymnastics	Girls	Jr Varsity			0									0					0										0.00%	0.00%	0.00%	0.00%	
Lacrosse	Girls	Jr Varsity		16	16			Yes	2012						16		16		16	16			1		1				0.00%	2.00%	0.00%	0.00%	
Rifle	Girls	Jr Varsity			0									0					0										0.00%	0.00%	0.00%	0.00%	
Soccer	Girls	Jr Varsity		22	22	Yes			1989					18			18	18	18							1			0.00%	3.30%	0.00%	0.00%	
Softball, Fast Pitch	Girls	Jr Varsity		18	18			Yes							18		18		18	18						1			0.00%	5.50%	0.00%	0.00%	
Swimming and Diving	Girls	Jr Varsity			0									0					0							1			0.00%	0.00%	0.00%	0.00%	
Tennis	Girls	Jr Varsity			0									0					0										0.00%	0.00%	0.00%	0.00%	
Track & Field (Indoor)	Girls	Jr Varsity			0									0					0										0.00%	0.00%	0.00%	0.00%	
Track & Field (Outdoor)	Girls	Jr Varsity			0									0					0							1			0.00%	5.50%	0.00%	0.00%	
Volleyball	Girls	Jr Varsity		12	12	Yes			1974					18			18	18	18							1			4.13%	0.00%	0.00%	0.00%	
Water Polo	Girls	Jr Varsity			0									0					0										0.00%	0.00%	0.00%	0.00%	
Basketball	Girls	Freshman		9	9		Yes		1983						20			20		20						1			0.00%	5.50%	0.00%	0.00%	
Bowling	Girls	Freshman			0									0					0										0.00%	0.00%	0.00%	0.00%	
Competitive Spirit	Girls	Freshman			0									0					0										7.80%	0.00%	0.00%	0.00%	
Cross Country	Girls	Freshman			0									0					0										0.00%	0.00%	0.00%	0.00%	
Field Hockey	Girls	Freshman			0									0					0										0.00%	0.00%	0.00%	0.00%	
Golf	Girls	Freshman			0									0					0										0.00%	0.00%	0.00%	0.00%	
Gymnastics	Girls	Freshman			0									0					0										0.00%	0.00%	0.00%	0.00%	
Lacrosse	Girls	Freshman			0									0					0										0.00%	0.00%	0.00%	0.00%	
Rifle	Girls	Freshman			0									0					0										0.00%	0.00%	0.00%	0.00%	
Soccer	Girls	Freshman			0									0					0										0.00%	0.00%	0.00%	0.00%	
Softball, Fast Pitch	Girls	Freshman			0									0					0										0.00%	0.00%	0.00%	0.00%	
Swimming and Diving	Girls	Freshman			0									0					0										0.00%	0.00%	0.00%	0.00%	
Tennis	Girls	Freshman			0									0					0										0.00%	0.00%	0.00%	0.00%	
Track & Field (Indoor)	Girls	Freshman			0									0					0										0.00%	0.00%	0.00%	0.00%	

INTERSCHOLASTIC ATHLETIC OPPORTUNITIES DISCLOSURE FORM 16.4

2015 - 2016 School Year

School: Liberty HS - 3465

Page 2 - Section 1: Team Information

LEA: Bethlehem Area SD - 120481002

TEAM MEMBERSHIP														COACHES & TRAINERS														
Sport	Boys/Girls	Level	Total Number of Participants (As Of The Day Of The First Scheduled Team Competition)			Season(s) Team Competes			Team History (Format =YYYY, e.g. 1955)				Total Number of Competitions Scheduled Per Season				Total Number of Competitions Played Per Season				NUMBER OF COACHES PER TEAM				PERCENTAGE OF TIME SPENT BY EACH ATHLETIC TRAINER WITH EACH TEAM			
			Boys	Girls	TOTAL	F	W	S	Year Established ¹	Year of Demotion	Year of Elimination	Year of Reinstatement	F	W	S	Total	F	W	S	Total	Head		Assistant		Trainer 1	Trainer 2	Trainer 3	Trainer 4
																					Full Time	Part Time	Full Time	Part Time				
Track & Field (Outdoor)	Girls	Freshman			0									0					0					100.00%	100.00%	0.00%	0.00%	
Volleyball	Girls	Freshman			0									0					0					0.00%	0.00%	0.00%	0.00%	
Water Polo	Girls	Freshman			0									0					0					0.00%	0.00%	0.00%	0.00%	
Basketball	Girls	8th Grade			0									0					0					0.00%	0.00%	0.00%	0.00%	
Bowling	Girls	8th Grade			0									0					0					0.00%	0.00%	0.00%	0.00%	
Competitive Spirit	Girls	8th Grade			0									0					0					0.00%	0.00%	0.00%	0.00%	
Cross Country	Girls	8th Grade			0									0					0					0.00%	0.00%	0.00%	0.00%	
Field Hockey	Girls	8th Grade			0									0					0					0.00%	0.00%	0.00%	0.00%	
Golf	Girls	8th Grade			0									0					0					0.00%	0.00%	0.00%	0.00%	
Gymnastics	Girls	8th Grade			0									0					0					0.00%	0.00%	0.00%	0.00%	
Lacrosse	Girls	8th Grade			0									0					0					0.00%	0.00%	0.00%	0.00%	
Rifle	Girls	8th Grade			0									0					0					0.00%	0.00%	0.00%	0.00%	
Soccer	Girls	8th Grade			0									0					0					0.00%	0.00%	0.00%	0.00%	
Softball, Fast Pitch	Girls	8th Grade			0									0					0					0.00%	0.00%	0.00%	0.00%	
Swimming and Diving	Girls	8th Grade			0									0					0					0.00%	0.00%	0.00%	0.00%	
Tennis	Girls	8th Grade			0									0					0					0.00%	0.00%	0.00%	0.00%	
Track & Field (Indoor)	Girls	8th Grade			0									0					0					0.00%	0.00%	0.00%	0.00%	
Track & Field (Outdoor)	Girls	8th Grade			0									0					0					0.00%	0.00%	0.00%	0.00%	
Volleyball	Girls	8th Grade			0									0					0					0.00%	0.00%	0.00%	0.00%	
Water Polo	Girls	8th Grade			0									0					0					0.00%	0.00%	0.00%	0.00%	
Basketball	Girls	7th Grade			0									0					0					0.00%	0.00%	0.00%	0.00%	
Bowling	Girls	7th Grade			0									0					0					0.00%	0.00%	0.00%	0.00%	
Competitive Spirit	Girls	7th Grade			0									0					0					0.00%	0.00%	0.00%	0.00%	
Cross Country	Girls	7th Grade			0									0					0					0.00%	0.00%	0.00%	0.00%	
Field Hockey	Girls	7th Grade			0									0					0					0.00%	0.00%	0.00%	0.00%	
Golf	Girls	7th Grade			0									0					0					0.00%	0.00%	0.00%	0.00%	

INTERSCHOLASTIC ATHLETIC OPPORTUNITIES DISCLOSURE FORM 16.4

2015 - 2016 School Year

School: Liberty HS - 3465

Page 2 - Section 1: Team Information

LEA: Bethlehem Area SD - 120481002

TEAM MEMBERSHIP														COACHES & TRAINERS														
Sport	Boys/Girls	Level	Total Number of Participants <small>(As Of The Day Of The First Scheduled Team Competition)</small>			Season(s) Team Competes			Team History <small>(Format =YYYY, e.g. 1955)</small>				Total Number of Competitions Scheduled Per Season				Total Number of Competitions Played Per Season				NUMBER OF COACHES PER TEAM				PERCENTAGE OF TIME SPENT BY EACH ATHLETIC TRAINER WITH EACH TEAM			
			Boys	Girls	TOTAL	F	W	S	Year Established ¹	Year of Demotion	Year of Elimination	Year of Reinstatement	F	W	S	Total	F	W	S	Total	Head		Assistant		Trainer 1	Trainer 2	Trainer 3	Trainer 4
																					Full Time	Part Time	Full Time	Part Time				
Gymnastics	Girls	7th Grade			0																				100.00%	100.00%	0.00%	0.00%
Lacrosse	Girls	7th Grade			0																				0.00%	0.00%	0.00%	0.00%
Rifle	Girls	7th Grade			0																				0.00%	0.00%	0.00%	0.00%
Soccer	Girls	7th Grade			0																				0.00%	0.00%	0.00%	0.00%
Softball, Fast Pitch	Girls	7th Grade			0																				0.00%	0.00%	0.00%	0.00%
Swimming and Diving	Girls	7th Grade			0																				0.00%	0.00%	0.00%	0.00%
Tennis	Girls	7th Grade			0																				0.00%	0.00%	0.00%	0.00%
Track & Field (Indoor)	Girls	7th Grade			0																				0.00%	0.00%	0.00%	0.00%
Track & Field (Outdoor)	Girls	7th Grade			0																				0.00%	0.00%	0.00%	0.00%
Volleyball	Girls	7th Grade			0																				0.00%	0.00%	0.00%	0.00%
Water Polo	Girls	7th Grade			0																				0.00%	0.00%	0.00%	0.00%

¹ For initial submission and for interscholastic athletic teams that were newly established.

INTERSCHOLASTIC ATHLETIC OPPORTUNITIES DISCLOSURE FORM 16.4

2015 - 2016 School Year

School: Liberty HS - 3465

Page 3 - Section 1: Financial Information

LEA: Bethlehem Area SD - 120481002

ATHLETIC EXPENDITURES

Team	Boys/Girls	Level	Total Annual School Team Expenditures	SCHOOL'S ANNUAL EXPENDITURES FOR EACH TEAM							NON-SCHOOL (BOOSTER CLUBS, ALUMNI & OTHER NON-SCHOOL) CONTRIBUTIONS & PURCHASES			
				Travel ¹	Uniforms ²	Supplies and Equipment ³	Facilities ⁴	Other	Coaching Staff Compensation per Sport per Season			Total Compensation For All Athletic Trainers Per Academic Year	List total value of contributions per team	List total value of purchases per team
									Fall	Winter	Spring			
Totals				\$67,136.07	\$4,320.25	\$80,694.32	\$13,838.77	\$164,991.17	\$137,603.77	\$119,933.94	\$103,034.07	\$50,000.00	\$6,250.00	\$6,250.00
Baseball	Boys	Varsity	\$15,119.47	\$1,664.12		\$1,663.87	\$141.13	\$4,552.49			\$7,097.86		\$0.00	\$0.00
Basketball	Boys	Varsity	\$15,228.68	\$1,475.95		\$364.86	\$40.20	\$3,825.17		\$9,522.50			\$0.00	\$0.00
Bowling	Boys	Varsity	\$0.00										\$0.00	\$0.00
Cross Country	Boys	Varsity	\$8,322.91	\$821.50		\$895.82	\$61.91	\$1,367.75	\$5,175.93				\$0.00	\$0.00
Football	Boys	Varsity	\$65,006.18	\$3,634.07	\$1,763.16	\$5,100.37	\$3,138.39	\$23,829.35	\$27,540.84				\$0.00	\$0.00
Golf	Boys	Varsity	\$8,329.46	\$174.15		\$1,352.98	\$27.86	\$862.29	\$5,912.18				\$0.00	\$0.00
Lacrosse	Boys	Varsity	\$17,957.40	\$1,212.74		\$5,914.45	\$827.35	\$3,187.23			\$6,815.63		\$0.00	\$0.00
Rifle	Boys	Varsity	\$6,330.35	\$182.95		\$1,445.28	\$43.34	\$1,193.51		\$3,465.27			\$0.00	\$0.00
Soccer	Boys	Varsity	\$15,114.12	\$972.46		\$1,851.41	\$123.30	\$3,854.63	\$8,312.32				\$0.00	\$0.00
Swimming and Diving	Boys	Varsity	\$14,887.92	\$1,140.32		\$1,472.60	\$108.34	\$3,724.42		\$8,442.24			\$1,500.00	\$1,500.00
Tennis	Boys	Varsity	\$8,699.64	\$1,530.17		\$1,131.67	\$43.34	\$823.03			\$5,171.43		\$0.00	\$0.00
Track & Field (Indoor)	Boys	Varsity	\$0.00										\$0.00	\$0.00
Track & Field (Outdoor)	Boys	Varsity	\$22,733.26	\$2,932.80		\$3,958.95	\$441.56	\$3,471.82			\$11,928.13		\$0.00	\$0.00
Volleyball	Boys	Varsity	\$8,941.56	\$1,337.20		\$444.86	\$37.15	\$1,875.50			\$5,246.85		\$0.00	\$0.00
Water Polo	Boys	Varsity	\$0.00										\$0.00	\$0.00
Wrestling	Boys	Varsity	\$19,569.81	\$3,512.67		\$1,705.59	\$65.01	\$3,208.47		\$11,078.07			\$0.00	\$0.00
Baseball	Boys	Jr Varsity	\$18,479.34	\$2,033.92		\$2,033.62	\$172.49	\$5,564.15			\$8,675.16		\$0.00	\$0.00
Basketball	Boys	Jr Varsity	\$16,417.72	\$1,591.19		\$393.35	\$43.34	\$4,123.84		\$10,266.00			\$0.00	\$0.00
Bowling	Boys	Jr Varsity	\$0.00										\$0.00	\$0.00
Cross Country	Boys	Jr Varsity	\$0.00										\$0.00	\$0.00
Football	Boys	Jr Varsity	\$33,586.80	\$1,877.60	\$910.97	\$2,635.19	\$1,621.78	\$12,311.83	\$14,229.43				\$0.00	\$0.00
Golf	Boys	Jr Varsity	\$0.00										\$0.00	\$0.00
Lacrosse	Boys	Jr Varsity	\$14,365.94	\$970.20		\$4,731.56	\$661.88	\$2,549.79			\$5,452.51		\$0.00	\$0.00
Rifle	Boys	Jr Varsity	\$0.00										\$0.00	\$0.00
Soccer	Boys	Jr Varsity	\$13,053.08	\$839.85		\$1,598.94	\$106.48	\$3,328.99	\$7,178.82				\$0.00	\$0.00
Swimming and Diving	Boys	Jr Varsity	\$0.00										\$0.00	\$0.00
Tennis	Boys	Jr Varsity	\$0.00										\$0.00	\$0.00
Track & Field (Indoor)	Boys	Jr Varsity	\$0.00										\$0.00	\$0.00
Track & Field (Outdoor)	Boys	Jr Varsity	\$0.00										\$0.00	\$0.00
Volleyball	Boys	Jr Varsity	\$8,941.56	\$1,337.20		\$444.86	\$37.15	\$1,875.50			\$5,246.85		\$0.00	\$0.00
Water Polo	Boys	Jr Varsity	\$0.00										\$0.00	\$0.00
Wrestling	Boys	Jr Varsity	\$14,910.33	\$2,676.32		\$1,299.50	\$49.53	\$2,444.55		\$8,440.43			\$0.00	\$0.00
Baseball	Boys	Freshman	\$0.00										\$0.00	\$0.00
Basketball	Boys	Freshman	\$14,085.39	\$1,365.14		\$337.47	\$37.18	\$3,538.00		\$8,807.60			\$0.00	\$0.00
Bowling	Boys	Freshman	\$0.00										\$0.00	\$0.00
Cross Country	Boys	Freshman	\$0.00										\$0.00	\$0.00
Football	Boys	Freshman	\$36,837.14	\$2,059.31	\$999.12	\$2,890.21	\$1,778.73	\$13,503.30	\$15,606.47				\$0.00	\$0.00
Golf	Boys	Freshman	\$0.00										\$0.00	\$0.00
Lacrosse	Boys	Freshman	\$0.00										\$0.00	\$0.00
Rifle	Boys	Freshman	\$0.00										\$0.00	\$0.00
Soccer	Boys	Freshman	\$0.00										\$0.00	\$0.00
Swimming and Diving	Boys	Freshman	\$0.00										\$0.00	\$0.00
Tennis	Boys	Freshman	\$0.00										\$0.00	\$0.00
Track & Field (Indoor)	Boys	Freshman	\$0.00										\$0.00	\$0.00
Track & Field (Outdoor)	Boys	Freshman	\$0.00										\$0.00	\$0.00
Volleyball	Boys	Freshman	\$0.00										\$0.00	\$0.00
Water Polo	Boys	Freshman	\$0.00										\$0.00	\$0.00
Wrestling	Boys	Freshman	\$13,046.54	\$2,341.78		\$1,137.06	\$43.34	\$2,138.98		\$7,385.38			\$0.00	\$0.00
Baseball	Boys	8th Grade	\$0.00										\$0.00	\$0.00
Basketball	Boys	8th Grade	\$0.00										\$0.00	\$0.00
Bowling	Boys	8th Grade	\$0.00										\$0.00	\$0.00
Cross Country	Boys	8th Grade	\$0.00										\$0.00	\$0.00
Football	Boys	8th Grade	\$0.00										\$0.00	\$0.00
Golf	Boys	8th Grade	\$0.00										\$0.00	\$0.00
Lacrosse	Boys	8th Grade	\$0.00										\$0.00	\$0.00

INTERSCHOLASTIC ATHLETIC OPPORTUNITIES DISCLOSURE FORM 16.4

2015 - 2016 School Year

School: Liberty HS - 3465

Page 3 - Section 1: Financial Information

LEA: Bethlehem Area SD - 120481002

ATHLETIC EXPENDITURES

Team	Boys/Girls	Level	Total Annual School Team Expenditures	SCHOOL'S ANNUAL EXPENDITURES FOR EACH TEAM							NON-SCHOOL (BOOSTER CLUBS, ALUMNI & OTHER NON-SCHOOL) CONTRIBUTIONS & PURCHASES			
				Travel ¹	Uniforms ²	Supplies and Equipment ³	Facilities ⁴	Other	Coaching Staff Compensation per Sport per Season			Total Compensation For All Athletic Trainers Per Academic Year	List total value of contributions per team	List total value of purchases per team
									Fall	Winter	Spring			
Totals				\$67,136.07	\$4,320.25	\$80,694.32	\$13,838.77	\$164,991.17	\$137,603.77	\$119,933.94	\$103,034.07	\$50,000.00	\$6,250.00	\$6,250.00
Rifle	Boys	8th Grade	\$0.00										\$0.00	\$0.00
Soccer	Boys	8th Grade	\$0.00										\$0.00	\$0.00
Swimming and Diving	Boys	8th Grade	\$0.00										\$0.00	\$0.00
Tennis	Boys	8th Grade	\$0.00										\$0.00	\$0.00
Track & Field (Indoor)	Boys	8th Grade	\$0.00										\$0.00	\$0.00
Track & Field (Outdoor)	Boys	8th Grade	\$0.00										\$0.00	\$0.00
Volleyball	Boys	8th Grade	\$0.00										\$0.00	\$0.00
Water Polo	Boys	8th Grade	\$0.00										\$0.00	\$0.00
Wrestling	Boys	8th Grade	\$0.00										\$0.00	\$0.00
Baseball	Boys	7th Grade	\$0.00										\$0.00	\$0.00
Basketball	Boys	7th Grade	\$0.00										\$0.00	\$0.00
Bowling	Boys	7th Grade	\$0.00										\$0.00	\$0.00
Cross Country	Boys	7th Grade	\$0.00										\$0.00	\$0.00
Football	Boys	7th Grade	\$0.00										\$0.00	\$0.00
Golf	Boys	7th Grade	\$0.00										\$0.00	\$0.00
Lacrosse	Boys	7th Grade	\$0.00										\$0.00	\$0.00
Rifle	Boys	7th Grade	\$0.00										\$0.00	\$0.00
Soccer	Boys	7th Grade	\$0.00										\$0.00	\$0.00
Swimming and Diving	Boys	7th Grade	\$0.00										\$0.00	\$0.00
Tennis	Boys	7th Grade	\$0.00										\$0.00	\$0.00
Track & Field (Indoor)	Boys	7th Grade	\$0.00										\$0.00	\$0.00
Track & Field (Outdoor)	Boys	7th Grade	\$0.00										\$0.00	\$0.00
Volleyball	Boys	7th Grade	\$0.00										\$0.00	\$0.00
Water Polo	Boys	7th Grade	\$0.00										\$0.00	\$0.00
Wrestling	Boys	7th Grade	\$0.00										\$0.00	\$0.00
Basketball	Girls	Varsity	\$18,883.20	\$2,693.12		\$246.79	\$43.34	\$5,372.25		\$10,527.70			\$0.00	\$0.00
Bowling	Girls	Varsity	\$0.00										\$0.00	\$0.00
Competitive Spirit	Girls	Varsity	\$22,913.87	\$3,126.23		\$6,129.19	\$380.13	\$1,635.03		\$11,643.29			\$0.00	\$0.00
Cross Country	Girls	Varsity	\$11,319.80	\$1,067.96		\$1,664.57	\$80.48	\$1,778.08	\$6,728.71				\$0.00	\$0.00
Field Hockey	Girls	Varsity	\$14,866.41	\$1,164.26		\$1,519.40	\$154.86	\$3,290.19	\$8,737.70				\$0.00	\$0.00
Golf	Girls	Varsity	\$0.00										\$0.00	\$0.00
Gymnastics	Girls	Varsity	\$0.00										\$0.00	\$0.00
Lacrosse	Girls	Varsity	\$16,911.71	\$950.56	\$220.89	\$3,932.67	\$1,102.72	\$3,209.91		\$7,494.96			\$0.00	\$0.00
Rifle	Girls	Varsity	\$4,521.68	\$130.68		\$1,032.35	\$30.95	\$852.51		\$2,475.19			\$0.00	\$0.00
Soccer	Girls	Varsity	\$15,589.40	\$1,335.95		\$1,818.53	\$110.90	\$2,784.77	\$9,539.25				\$0.00	\$0.00
Softball, Fast Pitch	Girls	Varsity	\$11,493.65	\$1,238.66	\$117.36	\$730.82	\$111.98	\$2,805.81		\$6,489.02			\$3,250.00	\$3,250.00
Swimming and Diving	Girls	Varsity	\$19,992.37	\$1,531.29		\$1,977.49	\$145.49	\$5,001.37		\$11,336.73			\$1,500.00	\$1,500.00
Tennis	Girls	Varsity	\$10,193.06	\$2,094.42		\$799.88	\$65.00	\$2,024.36			\$5,209.40		\$0.00	\$0.00
Track & Field (Indoor)	Girls	Varsity	\$0.00										\$0.00	\$0.00
Track & Field (Outdoor)	Girls	Varsity	\$28,416.58	\$3,666.00		\$4,948.69	\$551.96	\$4,339.77		\$14,910.16			\$0.00	\$0.00
Volleyball	Girls	Varsity	\$9,994.89	\$781.45		\$1,691.19	\$37.15	\$2,294.05	\$5,191.05				\$0.00	\$0.00
Water Polo	Girls	Varsity	\$0.00										\$0.00	\$0.00
Basketball	Girls	Jr Varsity	\$17,534.40	\$2,500.75		\$229.16	\$40.24	\$4,988.52		\$9,775.73			\$0.00	\$0.00
Bowling	Girls	Jr Varsity	\$0.00										\$0.00	\$0.00
Competitive Spirit	Girls	Jr Varsity	\$0.00										\$0.00	\$0.00
Cross Country	Girls	Jr Varsity	\$0.00										\$0.00	\$0.00
Field Hockey	Girls	Jr Varsity	\$13,214.57	\$1,034.89		\$1,350.57	\$137.65	\$2,924.61	\$7,766.85				\$0.00	\$0.00
Golf	Girls	Jr Varsity	\$0.00										\$0.00	\$0.00
Gymnastics	Girls	Jr Varsity	\$0.00										\$0.00	\$0.00
Lacrosse	Girls	Jr Varsity	\$13,529.36	\$760.45	\$176.71	\$3,146.14	\$882.17	\$2,567.92		\$5,995.97			\$0.00	\$0.00
Rifle	Girls	Jr Varsity	\$0.00										\$0.00	\$0.00
Soccer	Girls	Jr Varsity	\$17,148.34	\$1,469.55		\$2,000.39	\$121.98	\$3,063.25	\$10,493.17				\$0.00	\$0.00
Softball, Fast Pitch	Girls	Jr Varsity	\$12,930.38	\$1,393.50	\$132.04	\$822.18	\$125.98	\$3,156.54			\$7,300.14		\$0.00	\$0.00
Swimming and Diving	Girls	Jr Varsity	\$0.00										\$0.00	\$0.00
Tennis	Girls	Jr Varsity	\$0.00										\$0.00	\$0.00
Track & Field (Indoor)	Girls	Jr Varsity	\$0.00										\$0.00	\$0.00

INTERSCHOLASTIC ATHLETIC OPPORTUNITIES DISCLOSURE FORM 16.4

2015 - 2016 School Year

School: Liberty HS - 3465

Page 3 - Section 1: Financial Information

LEA: Bethlehem Area SD - 120481002

ATHLETIC EXPENDITURES

Team	Boys/Girls	Level	Total Annual School Team Expenditures	SCHOOL'S ANNUAL EXPENDITURES FOR EACH TEAM							NON-SCHOOL (BOOSTER CLUBS, ALUMNI & OTHER NON-SCHOOL) CONTRIBUTIONS & PURCHASES			
				Travel ¹	Uniforms ²	Supplies and Equipment ³	Facilities ⁴	Other	Coaching Staff Compensation per Sport per Season			Total Compensation For All Athletic Trainers Per Academic Year	List total value of contributions per team	List total value of purchases per team
									Fall	Winter	Spring			
Totals				\$67,136.07	\$4,320.25	\$80,694.32	\$13,838.77	\$164,991.17	\$137,603.77	\$119,933.94	\$103,034.07	\$50,000.00	\$6,250.00	\$6,250.00
Track & Field (Outdoor)	Girls	Jr Varsity	\$0.00										\$0.00	\$0.00
Volleyball	Girls	Jr Varsity	\$9,994.89	\$781.45	\$1,691.19	\$37.15	\$2,294.05	\$5,191.05					\$0.00	\$0.00
Water Polo	Girls	Jr Varsity	\$0.00										\$0.00	\$0.00
Basketball	Girls	Freshman	\$12,139.20	\$1,731.29	\$158.65	\$27.86	\$3,453.59			\$6,767.81			\$0.00	\$0.00
Bowling	Girls	Freshman	\$0.00										\$0.00	\$0.00
Competitive Spirit	Girls	Freshman	\$0.00										\$0.00	\$0.00
Cross Country	Girls	Freshman	\$0.00										\$0.00	\$0.00
Field Hockey	Girls	Freshman	\$0.00										\$0.00	\$0.00
Golf	Girls	Freshman	\$0.00										\$0.00	\$0.00
Gymnastics	Girls	Freshman	\$0.00										\$0.00	\$0.00
Lacrosse	Girls	Freshman	\$0.00										\$0.00	\$0.00
Rifle	Girls	Freshman	\$0.00										\$0.00	\$0.00
Soccer	Girls	Freshman	\$0.00										\$0.00	\$0.00
Softball, Fast Pitch	Girls	Freshman	\$0.00										\$0.00	\$0.00
Swimming and Diving	Girls	Freshman	\$0.00										\$0.00	\$0.00
Tennis	Girls	Freshman	\$0.00										\$0.00	\$0.00
Track & Field (Indoor)	Girls	Freshman	\$0.00										\$0.00	\$0.00
Track & Field (Outdoor)	Girls	Freshman	\$0.00										\$0.00	\$0.00
Volleyball	Girls	Freshman	\$0.00										\$0.00	\$0.00
Water Polo	Girls	Freshman	\$0.00										\$0.00	\$0.00
Basketball	Girls	8th Grade	\$0.00										\$0.00	\$0.00
Bowling	Girls	8th Grade	\$0.00										\$0.00	\$0.00
Competitive Spirit	Girls	8th Grade	\$0.00										\$0.00	\$0.00
Cross Country	Girls	8th Grade	\$0.00										\$0.00	\$0.00
Field Hockey	Girls	8th Grade	\$0.00										\$0.00	\$0.00
Golf	Girls	8th Grade	\$0.00										\$0.00	\$0.00
Gymnastics	Girls	8th Grade	\$0.00										\$0.00	\$0.00
Lacrosse	Girls	8th Grade	\$0.00										\$0.00	\$0.00
Rifle	Girls	8th Grade	\$0.00										\$0.00	\$0.00
Soccer	Girls	8th Grade	\$0.00										\$0.00	\$0.00
Softball, Fast Pitch	Girls	8th Grade	\$0.00										\$0.00	\$0.00
Swimming and Diving	Girls	8th Grade	\$0.00										\$0.00	\$0.00
Tennis	Girls	8th Grade	\$0.00										\$0.00	\$0.00
Track & Field (Indoor)	Girls	8th Grade	\$0.00										\$0.00	\$0.00
Track & Field (Outdoor)	Girls	8th Grade	\$0.00										\$0.00	\$0.00
Volleyball	Girls	8th Grade	\$0.00										\$0.00	\$0.00
Water Polo	Girls	8th Grade	\$0.00										\$0.00	\$0.00
Basketball	Girls	7th Grade	\$0.00										\$0.00	\$0.00
Bowling	Girls	7th Grade	\$0.00										\$0.00	\$0.00
Competitive Spirit	Girls	7th Grade	\$0.00										\$0.00	\$0.00
Cross Country	Girls	7th Grade	\$0.00										\$0.00	\$0.00
Field Hockey	Girls	7th Grade	\$0.00										\$0.00	\$0.00
Golf	Girls	7th Grade	\$0.00										\$0.00	\$0.00
Gymnastics	Girls	7th Grade	\$0.00										\$0.00	\$0.00
Lacrosse	Girls	7th Grade	\$0.00										\$0.00	\$0.00
Rifle	Girls	7th Grade	\$0.00										\$0.00	\$0.00
Soccer	Girls	7th Grade	\$0.00										\$0.00	\$0.00
Softball, Fast Pitch	Girls	7th Grade	\$0.00										\$0.00	\$0.00
Swimming and Diving	Girls	7th Grade	\$0.00										\$0.00	\$0.00
Tennis	Girls	7th Grade	\$0.00										\$0.00	\$0.00
Track & Field (Indoor)	Girls	7th Grade	\$0.00										\$0.00	\$0.00
Track & Field (Outdoor)	Girls	7th Grade	\$0.00										\$0.00	\$0.00
Volleyball	Girls	7th Grade	\$0.00										\$0.00	\$0.00
Water Polo	Girls	7th Grade	\$0.00										\$0.00	\$0.00

¹ Travel (transportation, housing furnished during travel & per diem dining allowances).

INTERSCHOLASTIC ATHLETIC OPPORTUNITIES DISCLOSURE FORM 16.4

2015 - 2016 School Year

School: Liberty HS - 3465

Page 3 - Section 1: Financial Information

LEA: Bethlehem Area SD - 120481002

ATHLETIC EXPENDITURES

Team	Boys/Girls	Level	Total Annual School Team Expenditures	SCHOOL'S ANNUAL EXPENDITURES FOR EACH TEAM							NON-SCHOOL (BOOSTER CLUBS, ALUMNI & OTHER NON-SCHOOL) CONTRIBUTIONS & PURCHASES				
				Travel ¹	Uniforms ²	Supplies and Equipment ³	Facilities ⁴	Other	Coaching Staff Compensation per Sport per Season			Total Compensation For All Athletic Trainers Per Academic Year	List total value of contributions per team	List total value of purchases per team	
									Fall	Winter	Spring				
			Totals	\$67,136.07	\$4,320.25	\$80,694.32	\$13,838.77	\$164,991.17	\$137,603.77	\$119,933.94	\$103,034.07	\$50,000.00	\$6,250.00	\$6,250.00	

² Purchase and/or Replacement of Athletic Uniforms (clothing for practice & competition).

³ Purchase and/or Replacement of Equipment and Supplies.

⁴ Expenditures for Construction, Renovation, Maintenance, Rental, Expansion and Repair of Athletic Facilities.

Note: For a facility shared by multiple teams, calculate per team cost by dividing total facility expenditures by number of teams using facility or by using the percentage of time used by each team.

INTERSCHOLASTIC ATHLETIC OPPORTUNITIES DISCLOSURE FORM 16.4

2015 - 2016 School Year

School: Liberty HS - 3465

Page 4 - Section 1: Comments

LEA: Bethlehem Area SD - 120481002

Please Provide All Applicable Comments Below

For Best Results, Compose In A Word Processor, Copy And Paste To The Formula Bar Above, Then Press Enter.

Input Is Limited To 100 Characters

INTERSCHOLASTIC ATHLETIC OPPORTUNITIES DISCLOSURE FORM 16.4

2015 - 2016 School Year

School: Liberty HS - 3465

Page 5 - Section 1: Gender and Race/Ethnicity Information

LEA: Bethlehem Area SD - 120481002

Gender	School Totals								Athletic Program Totals							
	Race/Ethnicity Code								Race/Ethnicity Code							
	American Indian/Alaskan Native	Black/African American (Not Hispanic)	Hispanic (Any Race)	White/Caucasian (Not Hispanic)	Multi-Racial (Not Hispanic)	Asian (Not Hispanic)	Native Hawaiian or Other Pacific Islander (Not Hispanic)	Total	American Indian/Alaskan Native	Black/African American (Not Hispanic)	Hispanic (Any Race)	White/Caucasian (Not Hispanic)	Multi-Racial (Not Hispanic)	Asian (Not Hispanic)	Native Hawaiian or Other Pacific Islander (Not Hispanic)	Total
Male	*	159	580	641	*	42	*	1,436								0
Female	0	166	493	599	*	47	*	1,321								0
Total	*	325	1,073	1,240	24	89	*	2,757	0	0	0	0	0	0	0	0

Note: Some information has been redacted in order to protect individual identification

**Accuracy Certification Statement
Interscholastic Athletic Opportunities Disclosure Form**

School Year: 2015-2016
AUN: 120481002
LEA: Bethlehem Area SD

Due Date: November 15, 2016


PA Department of Education
Office of Elementary and Secondary Education
333 Market Street, 5th Floor
Harrisburg, PA 17126-0333
Fax: 717-214-4389 Attn: School Services
RA-AthleticOppReport@pa.gov


Data Contact Person:


Name: Fred Harris
Nate Stannard
Email: fharris@basdschools.org
nstannard@basdschools.org
Phone: 610.691.7200 x50950
610.867.5843 x53950
610.691.7971
Fax: 610.865.9015

IT Contact Person:

_____ *Check to indicate Data Contact same as IT Contact*
Name: Sallie DeLong
Email: sdelong@basdschools.org
Phone: 610.865.6263 x9
Fax: 610.974.8453

 Initial to indicate that the 2015-2016 Athletic Survey has been completed for my LEA. Data is correct and true to the best of my knowledge and was prepared in accordance with the Pennsylvania Information Management System (PIMS).

 Initial to indicate that as the Chief Administrative Officer (e.g. Superintendent, AVTS/CTC Director, Charter School Director) I certify that my school district, AVTS/CTC, or Charter school has completed the survey for each of the eligible schools in my LEA.

Chief School Administrator's Signature: 	Date: 10/25/16
---	--------------------------